



SAN MIGUEL COMMUNITY SERVICES DISTRICT BOARD OF DIRECTOR & GROUNDWATER SUSTAINABILITY AGENCY

Rod Smiley, President Raynette Gregory, Vice-President
Berkley Baker, Director Anthony Kalvans, Director Owen Davis, Director

REGULAR BOARD OF DIRECTORS & GROUNDWATER SUSTAINABILITY AGENCY AGENDA

Open Session 6:00 PM

601 12th Street San Miguel, CA Date: 04-25-2024

Cell Phones: As a courtesy to others, please silence your cell phone or pager during the meeting and engage in conversations outside the Boardroom.

Americans with Disabilities Act: If you need special assistance to participate in this meeting, please contact the CSD Clerk at (805) 467-3388. Notification 48 hours in advance will enable the CSD to make reasonable arrangements to ensure accessibility to this meeting.

Public Comment: Sign in sheet at podium for public comment. Comments are **limited to three minutes**, unless you have registered your organization with CSD Clerk prior to the meeting. If you wish to speak on an item not on the agenda, you may do so under item "Public Comment and Communications for items not on the agenda". Person(s) who wish to submit written correspondence, may do so at www.sanmiguelcsd.org. All correspondence is distributed to each Board Director and will become part of the record of that board meeting. Any member of the public may address the Board of Directors on items on the consent calendar.

Meeting Schedule: Regular Board of Director meetings are held on the fourth Thursday of each month at 6:00 P.M. Agendas are also posted at: www.sanmiguelcsd.org

Agendas: Agenda packets are available for public inspection 72 hours prior to the scheduled meeting at the Posting Board/ San Miguel CSD office, during normal business hours. Any agenda-related writings or documents provided to a majority of the Board of Directors after distribution of the agenda packet are available for public inspection at the same time.

1. **Call to Order**
2. **Roll Call**
3. **Approval of Regular Meeting Agenda**

4. **Pledge of Allegiance**
5. **Public Comment and Communications for items not on the agenda** *Persons wishing to speak on a matter not on the agenda may be heard at this time; however, no action will be taken until placed on a future agenda. Speakers are **limited to three minutes**. Please sign in with name and address at podium.*
6. **Special Presentations/Public Hearings/Other**
 1. San Luis Obispo Council of Governments (SLOCOG)
7. **Non- District Reports**
 1. San Luis Obispo County Organizations
 2. Community Service Organizations
 3. Camp Roberts—Army National Guard
8. **Staff & Committee Reports - Receive & File**
 1. General Manager
 2. District Counsel
 3. District Utilities
 4. Fire Chief Report
9. **Consent Calendar** *The items listed below are scheduled for consideration as a group and one vote. Any Director may request an item be withdrawn from the Consent Agenda to discuss or to change the recommended course of action. Unless an item is pulled for separate consideration by the Board, the following items are recommended for approval without further discussion. Public Comment*
 1. 3-28-2024 Draft San Miguel CSD Board of Directors & Groundwater Sustainability Agency meeting minutes
 2. Declare hazardous weeds a public nuisance within the San Miguel Community Services District. (Approve by 3/5 vote)
10. **Board Action Items**
 1. Authorize Staff to prepare and deliver a Notice of Public Hearing to consider increasing solid waste collection rates by 3.5% pursuant to Proposition 218. (Approve by 3/5 vote)
 2. Monthly Financial Reports for March 2024 (Recommend receive and file by Board consensus)
 3. **Draft** Fiscal Year 2024-2025 District Operation and Maintenance (O&M) Budget and Capital Improvement Project (CIP) Budget. (Discuss and provide comments to staff)
 4. Review and approve RESOLUTION 2024-16 authorizing a budget adjustment to water and wastewater for contract operator services for the remainder of FY 23-24.

5. Review and approve RESOLUTION 2024-17 authorizing the General Manager to negotiate and enter into amendment #1 with Water Systems Consulting (WSC) for the Machado WWTF NOI project.
6. Notification to the Board, per Board Handbook section Chapter 4 Section A(4), of a Board member who has not completed the required AB 1234 Ethics and AB1661 Sexual Harassment training.

Adjourn to the San Miguel Community Services District Groundwater Sustainability Agency (GSA)

11. GSA Board Action Items

1. Paso Basin Cooperative Committee (PBCC) FY 24-25 draft budget (Approve by 3/5 vote)

Reconvene to the San Miguel Community Services District Board of Directors

12. **Board Comment** *This section is intended as an opportunity for Board members to make brief announcements, request information from staff, request future agenda item(s) and/or report on their own activities related to District business. No action is to be taken until an item is placed on a future agenda.*

13. Adjournment to Next Regular Meeting

ATTEST:

STATE OF CALIFORNIA)
 COUNTY OF SAN LUIS OBISPO) SS.
 COMMUNITY OF SAN MIGUEL)

I, Tamara Parent, Board Clerk of San Miguel Community Services District, hereby certify that I caused the posting of this agenda at the SMCSO office.

Date:

**San Miguel Community Services District Board Of Director & Groundwater
Sustainability Agency
Staff Report**

April 25, 2024

AGENDA ITEM: 6.1

SUBJECT: San Luis Obispo Council of Governments (SLOCOG)

SUGGESTED ACTION: Hear presentation from SLOCOG on the "Local Roads First" transportation tax ballot measure draft investment plan.

DISCUSSION:

SLOCOG has been working toward a transportation tax ballot measure since summer of 2023 and we just received approval on the draft plan from the SLOCOG Board of Directors at the February 7th meeting. We also plan to present the plan and listen to feedback from city councils and CACs county wide. We'll then bring it back to the SLOCOG Board of Directors for final approval May 1st. Based on public feedback, and designed to ensure fair distribution of funds, this plan shows how funds would be allocated to North County and San Miguel if the Local Roads First Transportation Tax measure is approved.

FISCAL IMPACT:

Unknown, depends on Board direction

PREPARED BY: Tamara Parent

*Local Roads First:
A Roadmap to
Transportation
Independence*

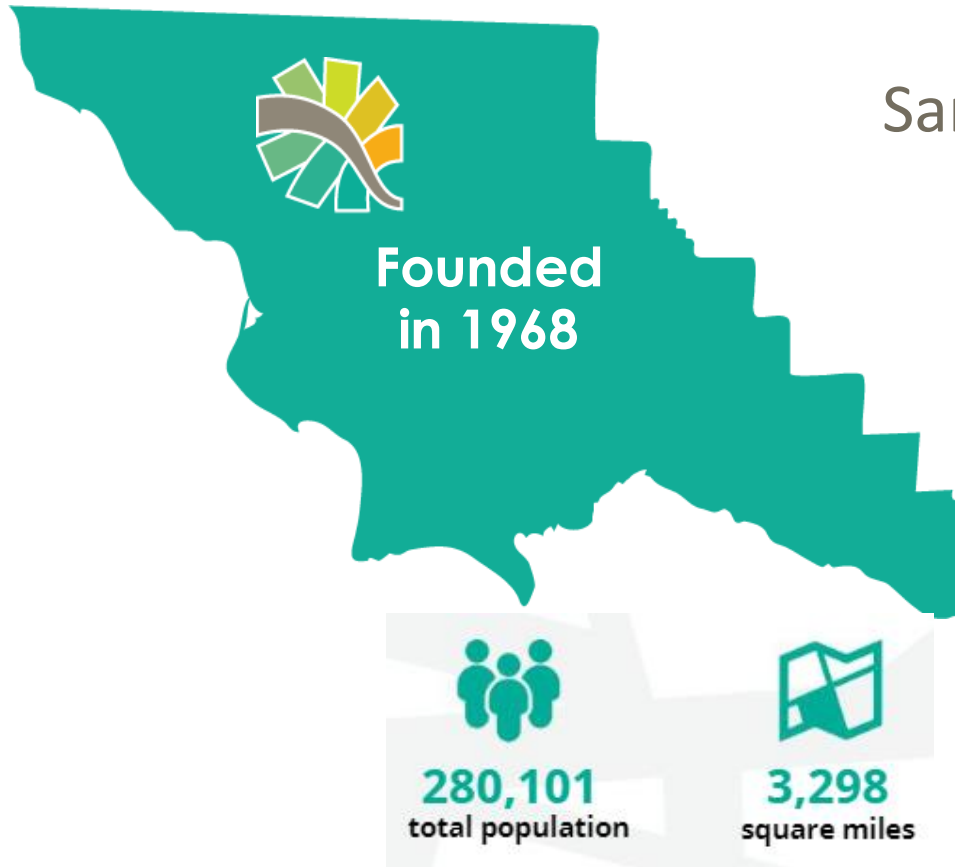
Presentation on the Draft
Transportation Investment
Plan

March & April 2024



Introduction to SLOCOG

Connecting Communities (7 cities & SLO County)



San Luis Obispo County & 7 Cities

- Arroyo Grande
- Atascadero
- Grover Beach
- Morro Bay
- Paso Robles
- Pismo Beach
- San Luis Obispo

+40,000 new people


Local SLOCOG Project(s)

San Miguel Downtown Streetscape Updates



23-Year Outlook Unfunded Need

Highways, Interchanges	-\$687M
Major Roads, Downtowns	-\$372M
Local Road Maintenance	-\$400M
Public Transit/Senior Mobility	-\$100M
Bikes, Peds, Safe Routes to School	-\$714M



Funding Shortfall = \$2.3 Billion



The why: A Shrinking Fuel Tax

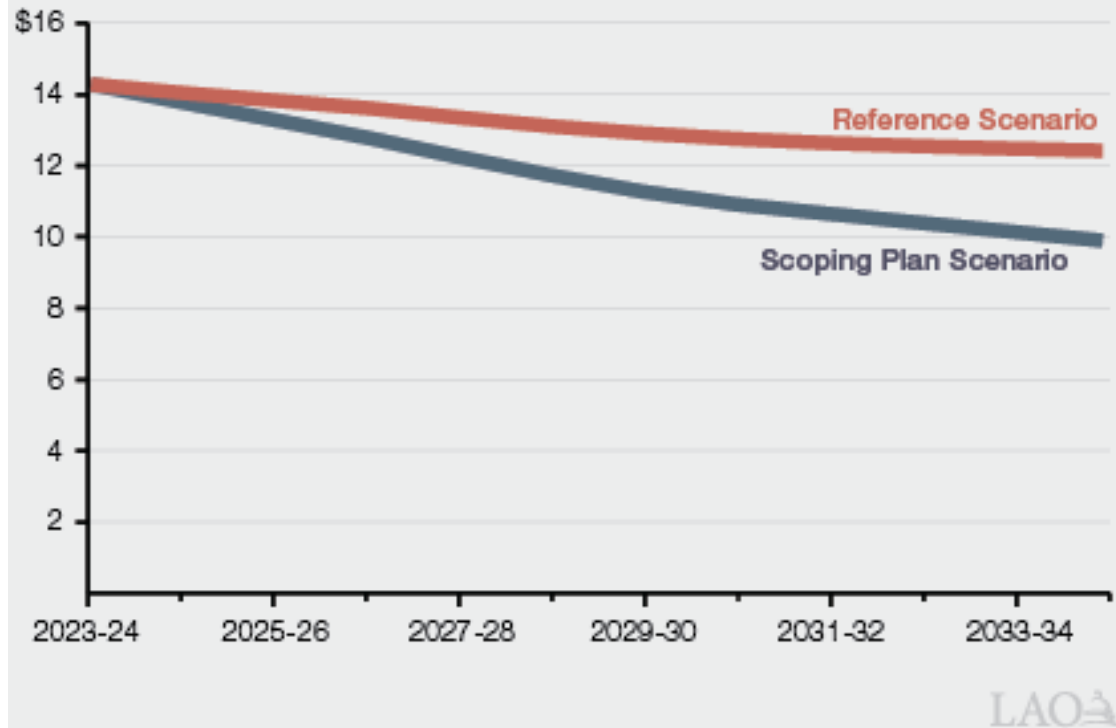
1970s, '80s, '90s:
More cars & travel
meant more Revenues

2001-2024+
Conservation + Hybrids +
EVs means flat Revenues
2023: EVs were 25%
of all new car sales

2035 and beyond
No new gas/diesel cars
to be sold in CA

Overall Transportation Revenues Projected to Decline Significantly

Inflation-Adjusted Dollars (In Billions)



Fallacies, Misperceptions, and Unicorns

Gas Tax will repair our roads

- **No**

Gas Tax went up, it will fix all our roads

- **No**

The State will reprioritize its funds to our roads

- **Nope**

Local funding will be reprioritized to roads

- **Maybe/maybe not**

Caltrans will fund 101 improvement

- **two major improvements in 25 years**

EV owners pay an average amount for road repairs

- **Not even close**

The State will change.....'something'.....that will fix everything

- **No chance**



Local Road Maintenance Issues Persist



SLO: 70
Pismo Beach: 67
Morro Bay: 63...
County: 60
Paso Robles: 57
Arroyo Grande: 56
Grover Beach: 52
Atascadero: 49

Morro Bay: dropped 15 points from 63 to 48 in 2023.

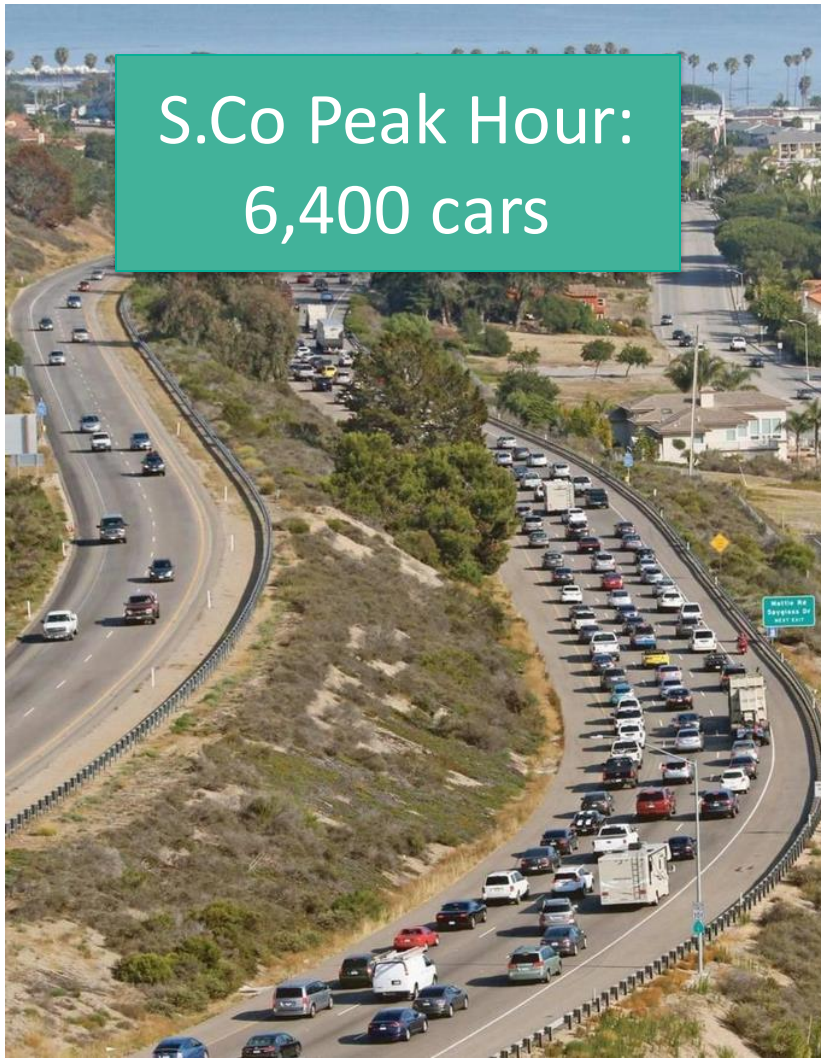
Atascadero: 47 to 49 over 8 years, but 'Failed' (25 or less) increased from 16% to 25% (2023) now 22%

County roads were:

63 in 2013
64 in 2017
60 in 2020
60 in 2022

Highway Congestion

S.Co Peak Hour:
6,400 cars



Shell Beach: South of Avila Beach Rd

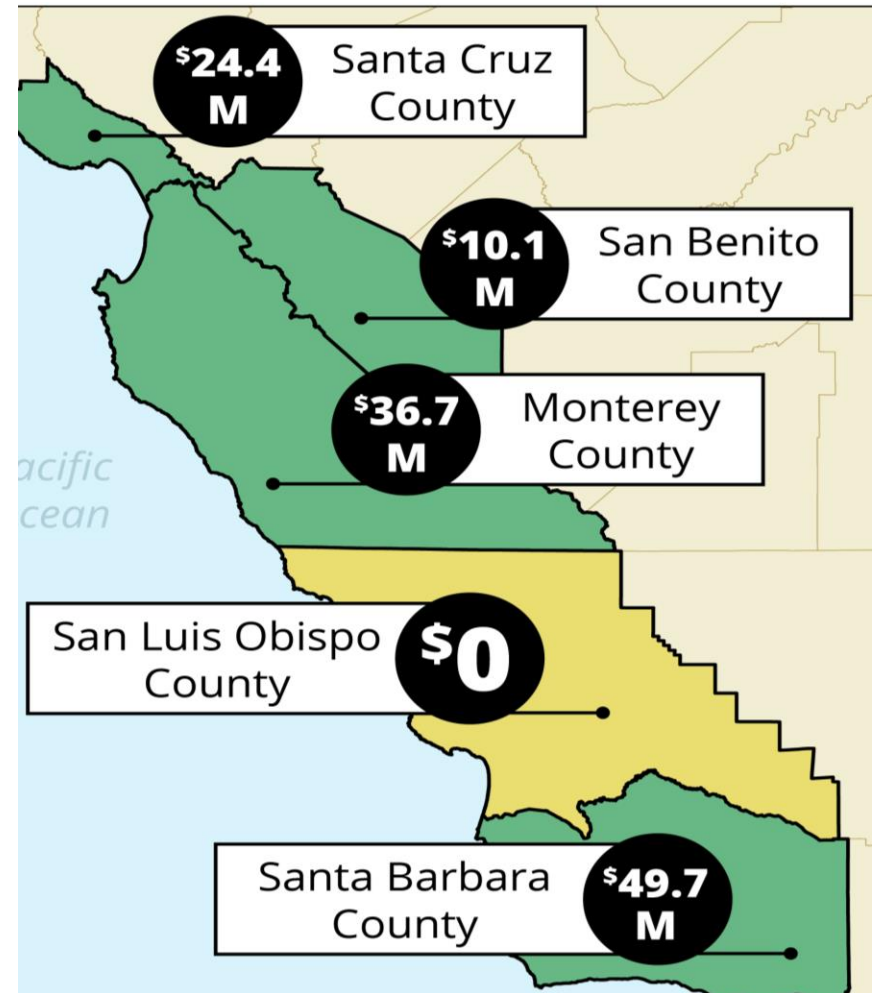
N.Co Peak Hour:
10,000 cars



Atascadero: North of San Anselmo

Neighboring County Comparison

- Currently, 25 Counties (89% of Californians) **HAVE** a Special Transportation Tax
- San Benito – 2018 – 30 years
- Monterey – 2016 – 30 years
- Santa Cruz – 2016 – 30 years
- Santa Barbara - 2008 – 30 years
- San Luis Obispo – **Lost out on ~\$30m/yr over 7 years**



What is the Cost?

WHAT WOULD A 1/2 CENT REGIONAL TRANSPORTATION SALES TAX LOOK LIKE?

THINGS THAT WILL **NOT** BE TAXED



HOUSING

rent, mortgage,
utilities,
insurance



MEDICAL

healthcare,
insurance



GROCERIES

food purchased
at grocery stores

EXAMPLES



\$30 SHIRT = **\$0.15 TAX**

\$1,000 CELL PHONE =
\$5.00 TAX



\$30,000 CAR =
\$150.00 TAX

1 ADULT
(NO CHILDREN)
\$60,000 SALARY

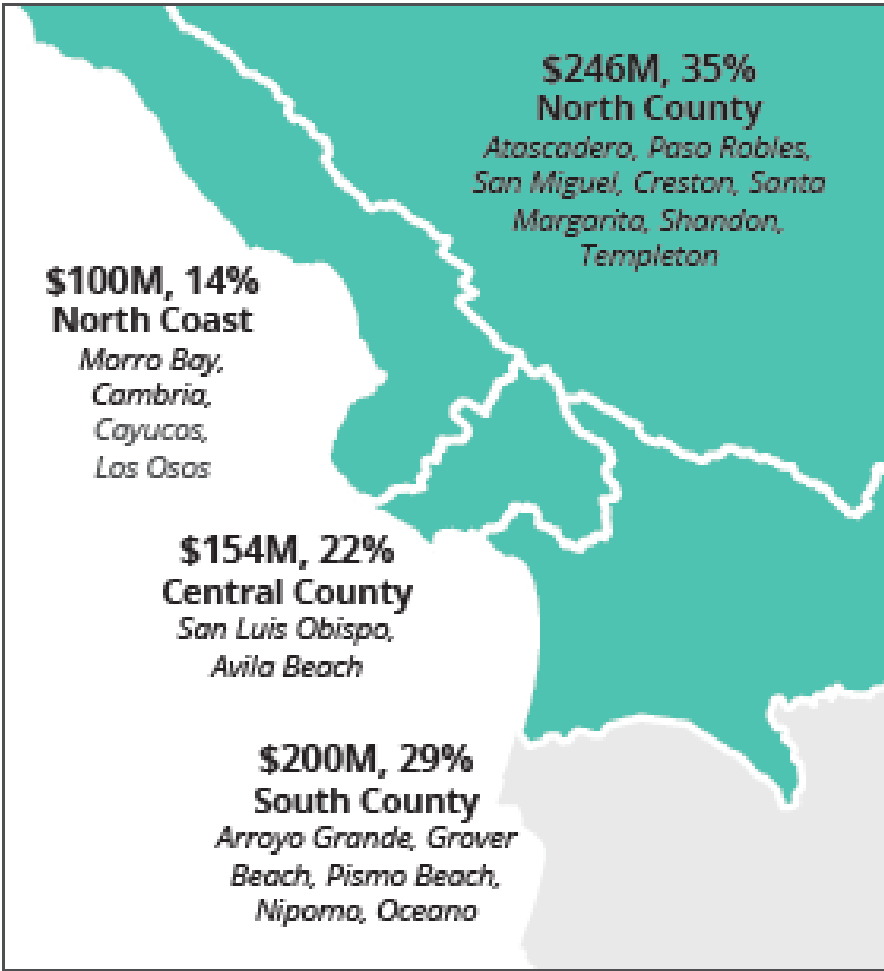
WILL SPEND
AN ESTIMATED
\$2.31 A WEEK
ON A REGIONAL
SALES TAX

Draft Local Road Repair & Transportation Safety Investment Plan

For the San Luis Obispo Region, a ½ cent sales tax would:

- **Raise \$35m / year**
- Be used to **Leverage ~\$1 billion** out of Sacramento
- Be protected from Sacramento (**cannot be stolen**)
- **Speed up** project delivery (reducing cost)
- **Guarantee** every penny for our local **TRANSPORTATION** priorities (no bait and switch)
- **Contain Safeguards** (accountability, oversight, audits, reporting, a sunset date, and 1% maximum for SLOCOG administration)
- Provide that **tourists** pay a tax guaranteed for our roads (finally!)

Draft Local Road Repair & Transportation Safety Investment Plan



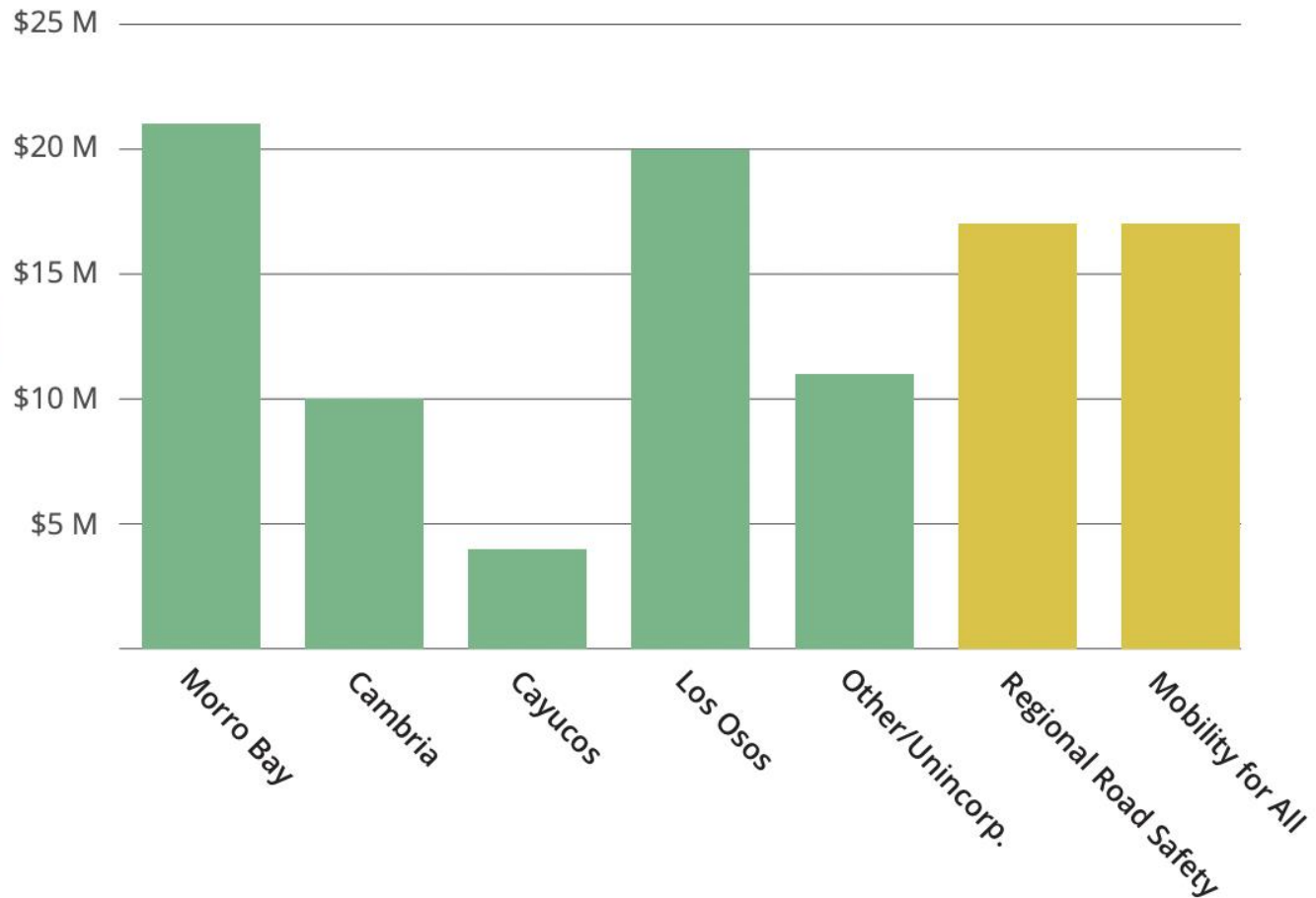
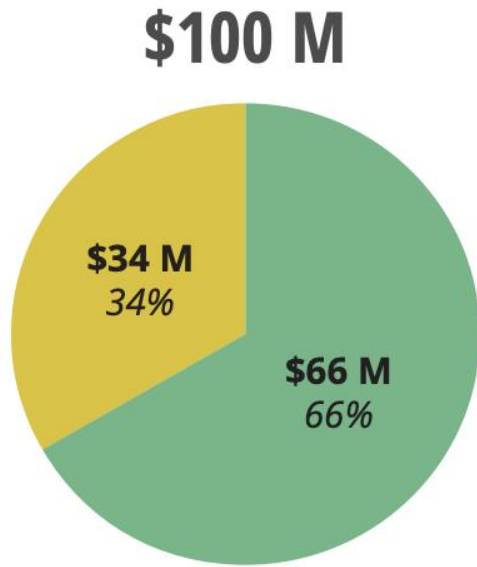
Fair and Understandable

Local Distribution Formula:

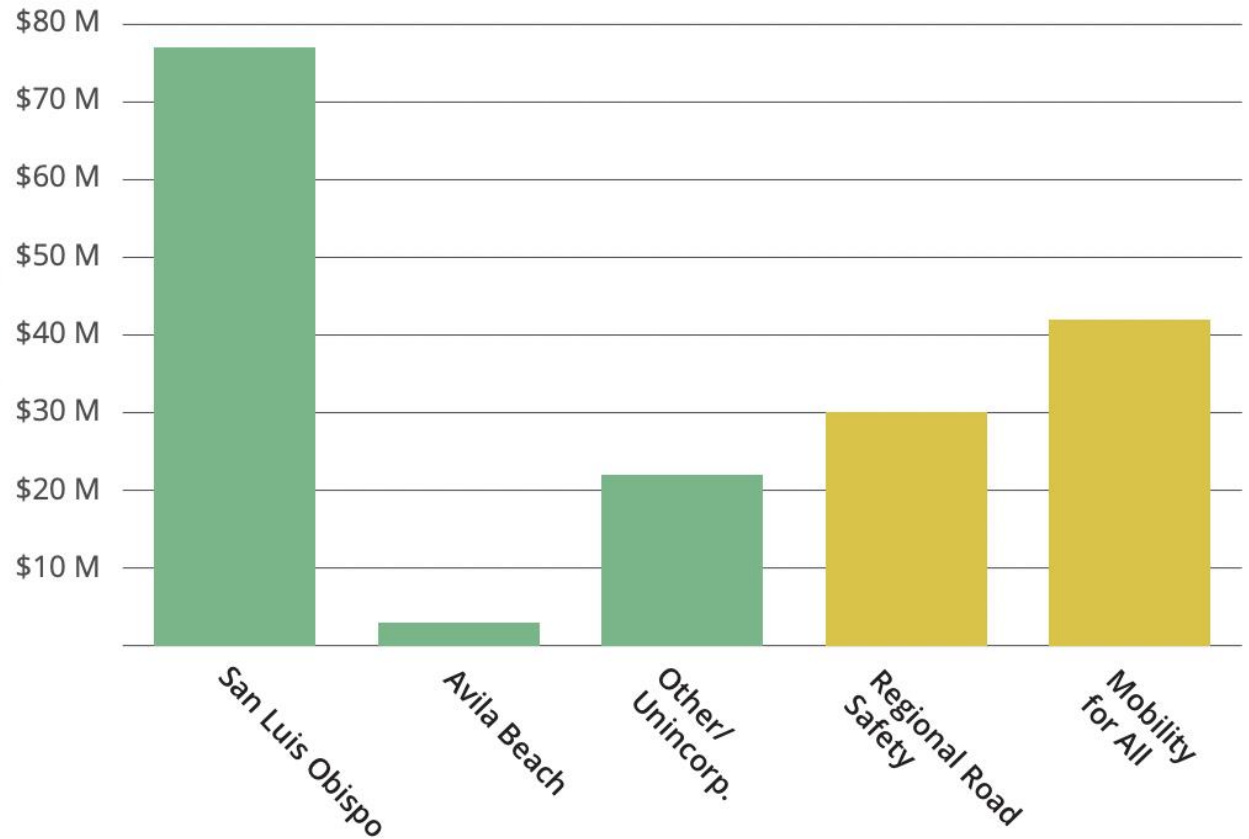
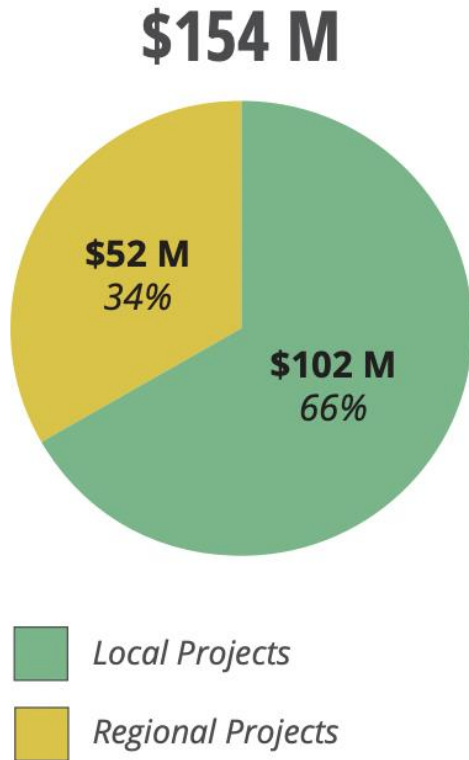
- 4 Subregion Population %
 - 66% to Local Direction
 - %City
 - %City
 - %Unincorporated
- (\$3M added to 4 smallest cities from uninc. subregional share)

Total funding distributed by subregion based on population, over 20 years

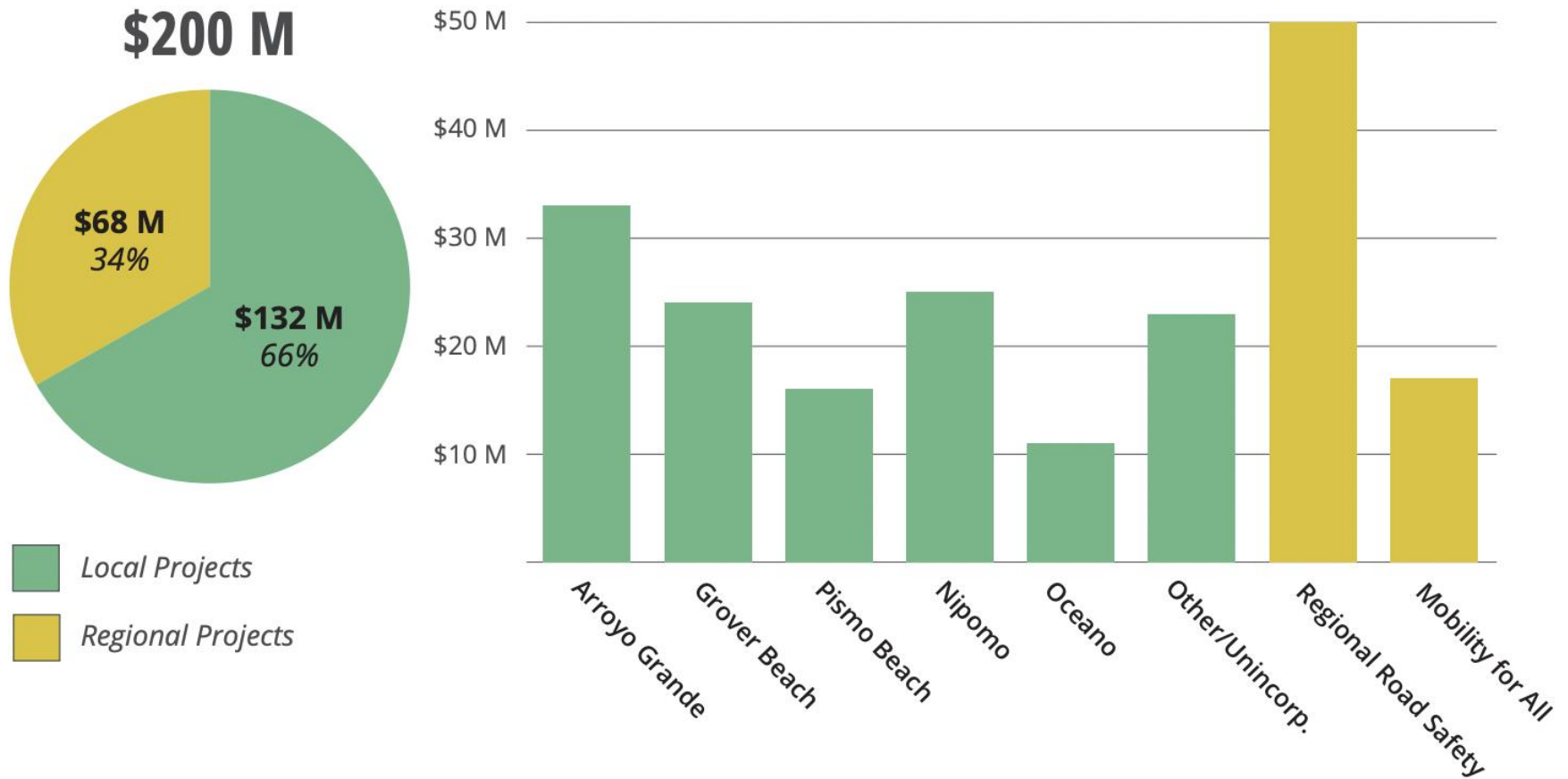
Draft Investment Plan: NORTH COAST



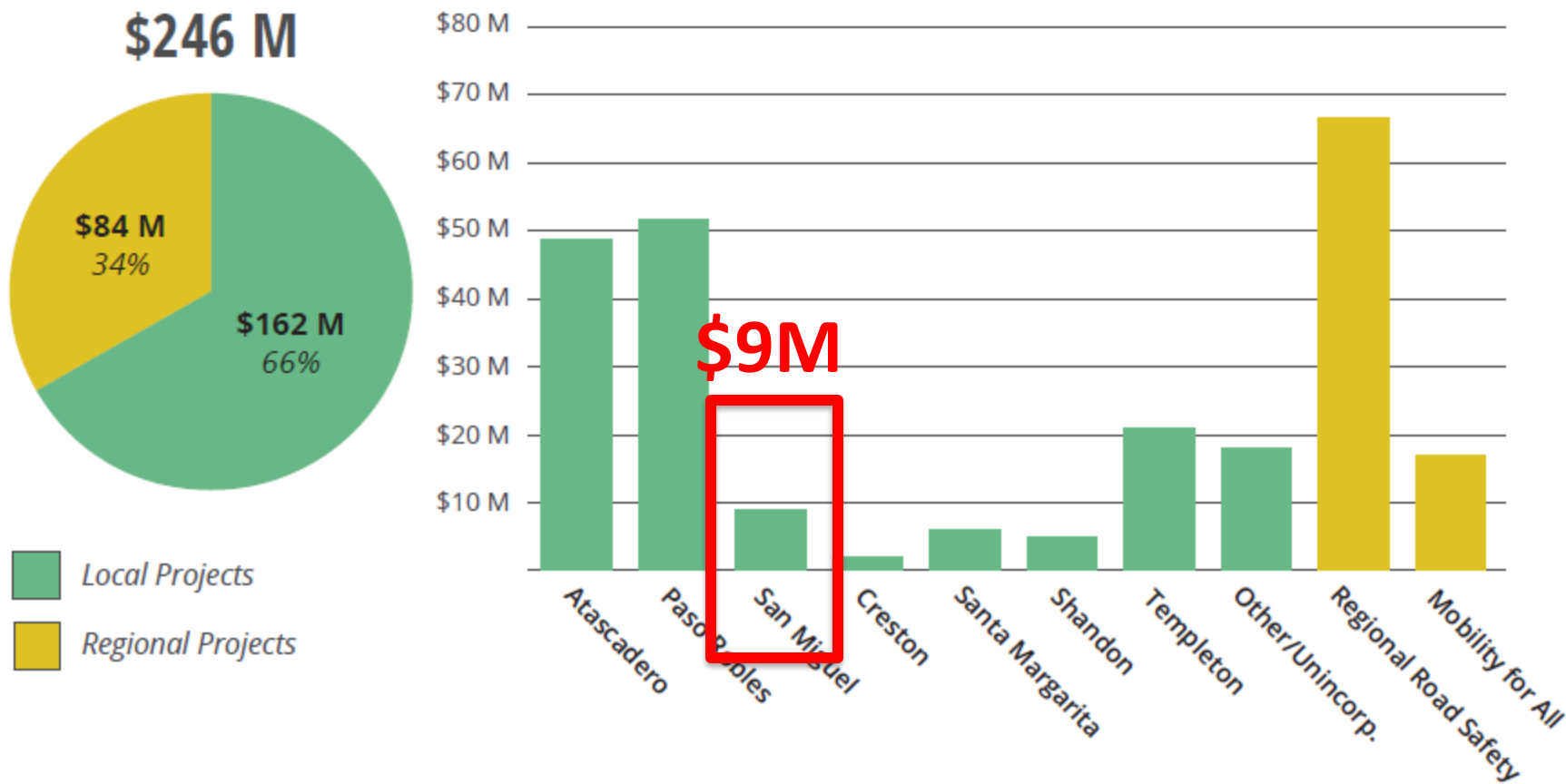
Draft Investment Plan: CENTRAL COUNTY



Draft Investment Plan: SOUTH COUNTY

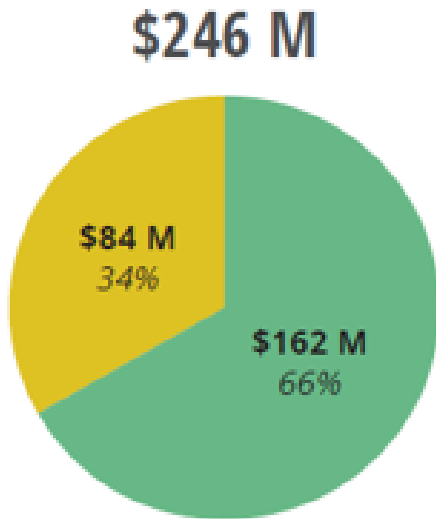


Draft Investment Plan: NORTH COUNTY



Local Area Investments - Draft

San Miguel \$9 Million



- Road Repairs and Safety Improvements to Mission St. Sidewalks
- **Additional \$6M for North County Unincorporated areas**

Draft Investment Plan: NORTH COUNTY

Key Regional Projects\$84m

Regional Road Safety Improvements

- Highway 46E (US101-Jardine Rd.) safety imp./Union: **\$30M**
- North County US101 Regional Safety Corridor Imps: **\$37M**
 - At US 101 Northbound off-ramp to Highway 46E
 - Between Cuesta Grade and San Miguel, to address safety, mobility, and congestion issues

Mobility for All **\$17 M**

- Public Transit: Seniors/Persons w/ Disabilities/Veterans **\$7M**
- Active Transportation (Bicycle & Pedestrian) **\$10 M**
 - Salinas River/N. Anza Trail corridor
 - Paso Robles River Trail/Grand Loop trail
 - Templeton, Vineyard Drive improvements
 - Atascadero Westside corridor

Steps and Timing

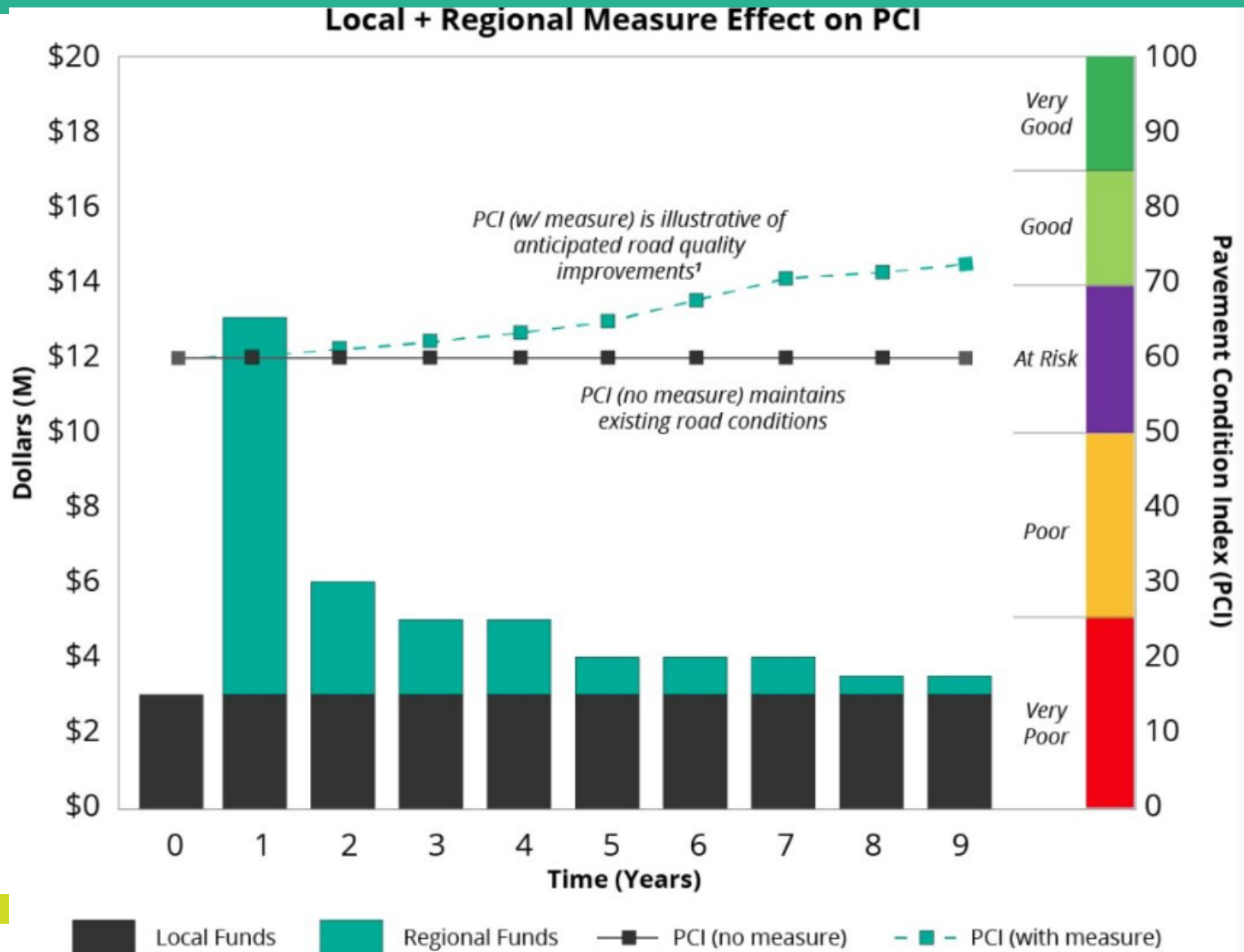
- Feb 7: SLOCOG Board Direction to Present Draft to Member Agencies, Seek Feedback, Continue Engagement Efforts, Develop Polling
- March: Polling by phone/text/email
- **March/April: Draft TIP review/comment by all jurisdictions**
 - 3-5: San Luis Obispo
 - 3-11: Grover Beach
 - 3-12: Arroyo Grande
 - 3-19: Pismo Beach & Paso Robles
 - 3-26: Morro Bay
 - 4-9: Atascadero & County Supervisors
- May 1: SLOCOG Approve/Deny Final TIP
- May: All Jurisdictions Approve/Deny Final TIP
- May 29: SLOCOG Determines Direction
 - November 2024 Election
 - Fail => No change
 - Pass => Delivers Investment Plan
 - Other Future Election



Learn more at: www.localroadsfirst.com



ILLUSTRATIVE LOOK AT PCI



¹California Statewide Local Streets and Roads Needs Assessment, August 2021
10-year-Funding-Scenarios

**San Miguel Community Services District Board Of Director & Groundwater
Sustainability Agency
Staff Report**

April 25, 2024

AGENDA ITEM: 7.1

SUBJECT: San Luis Obispo County Organizations

SUGGESTED ACTION: Verbal/Report

DISCUSSION:

FISCAL IMPACT:

None

PREPARED BY: Tamara Parent

**San Miguel Community Services District Board Of Director & Groundwater
Sustainability Agency
Staff Report**

April 25, 2024

AGENDA ITEM: 7.2

SUBJECT: Community Service Organizations

SUGGESTED ACTION: Verbal

DISCUSSION:
Verbal/Report.

FISCAL IMPACT:
None

PREPARED BY: Tamara Parent

**San Miguel Community Services District Board Of Director & Groundwater
Sustainability Agency
Staff Report**

April 25, 2024

AGENDA ITEM: 7.3

SUBJECT: Camp Roberts—Army National Guard

SUGGESTED ACTION: Verbal

DISCUSSION:
Verbal/Report

FISCAL IMPACT:
None

PREPARED BY: Tamara Parent

**San Miguel Community Services District Board Of Director & Groundwater
Sustainability Agency
Staff Report**

April 25, 2024

AGENDA ITEM: 8.1

SUBJECT: General Manager

SUGGESTED ACTION: Receive report

DISCUSSION:

I encourage any Board member or member of the public with questions, comments, or complaints about the District operations to contact me at the District office or by email.

District Office phone: 805-467-3388 My email: kelly.dodds@sanmiguelcsd.org

If an inquiry is outside of the Districts scope we will usually be able to direct individuals to the responsible organization or department.

General information about the District can also be found on the District website - www.sanmiguelcsd.org

FISCAL IMPACT:

None

PREPARED BY: Tamara Parent

**San Miguel Community Services District Board Of Director & Groundwater
Sustainability Agency
Staff Report**

April 25, 2024

AGENDA ITEM: 8.2

SUBJECT: District Counsel

SUGGESTED ACTION: Receive verbal report

DISCUSSION:

Verbal

FISCAL IMPACT:

None

PREPARED BY: Christina Pritchard

**San Miguel Community Services District Board Of Director & Groundwater
Sustainability Agency
Staff Report**

April 25, 2024

AGENDA ITEM: 8.3

SUBJECT: District Utilities

SUGGESTED ACTION: Receive and file

DISCUSSION:

Well Status:

- Well 4 is fully operational – Well Level 67.8’ 3/1/24 (STATIC)
- Well 3 is fully operational – Well Level 82.8’ 3/1/24 (STATIC)
- SLT well if off line -Well Level 142’ 3/1/24 (STATIC)

Water System status:

Water leaks this month: 0 This calendar year: 7

Water related calls through the alarm company after hours this month: 0 This Year: 5

- Repaired water main leak in Mission/ L alley

Sewer System status:

Sewer overflows this month: 0 this year: 0

Sewer related calls through the alarm company this month: 0 This Year: 0

- .

WWTF status:

- Nearing 90% plan completion
- Reviewing additional grant and financing options.

California Regional Water Resources Control Board:

- .

State Water Resources Control Board (SWRCB):

- .

Division of Water Resources (DWR):

- .

Regional Water Management Group (RWMG)/ Water Resources Advisory Committee (WRAC):

- .

Billing related activity:

- **Total active accounts (at the time of this report)**
- 909 water accounts
- 811 wastewater accounts
- **Overdue accounts (at the time of this report)**
- 16 accounts 60 days past due
- **Accounts on a Payment Arrangement Agreement**
- 2 accounts have started an arrangement.
- **Service orders (for this month at the time of this report)**
- 3 service orders issued and completed

Lighting/ Landscaping status:

- .

Solid Waste:

Mattress recycling

- Mattresses are accepted by appointment only, Monday, Wednesday, Friday between 8 am and 11 am.

E-Waste collection

- E-waste is accepted Monday, Wednesday, Friday between 8 am and 11 am.

SB-1383:

- .

Project status:

- **Replacement water tank and pump station on east side of river/ water line replacement.**
(21007) started February 2022
 - **(POTENTIALLY GRANT FUNDED)**
 - Application submitted
 - Site assessment underway
- **Recycled water line from WWTF to Vineyard/ Gallo**
 - Working on plans, easements, agreements
- **Sewer lining and manhole rehabilitation project** (21008) started February 2021
 - **(100% GRANT FUNDED)**
 - All cleaning and videoing completed.
 - WSC is reviewing videos to develop action plan
- **Cost of Service Rate Study WATER** (22005) started June 2022
 - Board Discussion has been continued
 - Staff reviewed additional possibilities based on board comment.
- **Cost of Service Rate Study WASTEWATER** (22005) started June 2022

- Staff reviewing options and preparing proposal for Board consideration
- **Septic to Sewer conversion grant application** (#) started September 2023
 - **(POTENTIALLY GRANT FUNDED)**
 - Application complete and submitted.

Staffing

- Two vacant positions.
- WWTF Operator Lead and WWTF Operator Lead, both are out for applications.
- Hired a Utility Worker who will be trained as an operator.
- Hired a WWTF Operator who will be cross trained.
- Investigating options for contracting operations in the event that the District is not able to hire additional qualified personnel.

SLO County in San Miguel:

- .

Caltrans in San Miguel:

- .

FISCAL IMPACT:

None

PREPARED BY: Tamara Parent

**San Miguel Community Services District Board Of Director & Groundwater
Sustainability Agency
Staff Report**

April 25, 2024

AGENDA ITEM: 8.4

SUBJECT: Fire Chief Report

SUGGESTED ACTION: Receive and File

DISCUSSION:

Equipment:

1. All SMFD engines are currently in service.
2. SMF may receive up to 2- new BKR 5000's as part of a County wide Homeland Security. Five Cities Fire Authority is the point for this purchase.
3. 8601 will begin being decommissioned in the future as budget or funding opportunities allow.
4. Options for a new command vehicle are being explored.

Cost Recovery:

1. SMF currently has 5 incidents submitted for reimbursement.

Code Adoption 2023:

1. Local Ordinance 01-2023 has been forwarded to County Fire for submission to the County Board of Supervisors for ratification as required. County Planning has taken issue with the photovoltaic plan submission requirement well beyond the required review period. The Fire Chief is currently working with Legal to prepare for a presentation before the Board of Supervisors during Public Comment. The BOD signed a letter of support regarding the request for PV plan submission to the District Fire Department for review. The Department is attempting to reengage County Staff prior to presentation to the Board of Supervisors and is still awaiting a response.
2. The HCD has confirmed the assumption of Fire Code Enforcement within State managed parks within the San Miguel District Boundaries on May 4th, 2023. notification was sent via certified mail to the two property owners. Return receipts for delivery confirmation were received on May 8th & 10th. The Department shall be contacting outside agencies regarding inspections. A potential inspection date of 26 July has been pushed back due to the ratification issues between the County and SMF. This item is still pending ratification.

Grants:

2023/2024 Grants

1. SMF applied for the 2024 OTS Grant on January 26, 2024, for replacement of necessary Auto Extrication Equipment.
2. SMF applied for the 2024 AFG grant in February. SMF applied for a replacement breathing air refill station and upgraded SCBA bottles. The current breathing air refill station is over 30 years old and requires replacement.
3. The SAFER was submitted on 4/12/2024.
4. The 2024/2025 RFD grant has opened.

Training:

1. SMF in conjunction with SLOFIST are hosting a FI210 Course in the Spring of 2024. The dates have been set for May 6-10, 2024. The classroom location will be at Paso Robles Fire EOC. The burn plot locations are in Templeton. SMF C8600 is the primary POC for the training. A cost

summary has been received on January 12, 2024 and a final class budget has being formulated.

The class was released on February 9 2024.

2. Regular weekly training is continuing to adhere to the annual training schedule.
3. Additional outside training shall commence as courses become available.
4. Two Department members successfully completed Driver Operator 1-A, Chief Young completed Executive Chief Officer 4-A, 4-B, & 4-D.

San Luis Obispo County Fire Chiefs Association:

No update, Fire Chief Young was appointed as the County Fire Chiefs Association representative to SLOFIST. Regular monthly meetings are being attended. SMF will be hosting the Mat 1, 2024 meeting.

San Miguel Advisory Council:

1. A District Fire Chief Report is being provided for SMAC monthly meetings and Chief Young attends the monthly meetings as scheduling allows.

FISCAL IMPACT:

None

PREPARED BY: Scott Young

San Miguel Fire Department

San Miguel, CA

This report was generated on 4/15/2024 11:25:25 AM



Daily Log Items per Personnel for Activity Code for Personnel

Activity Codes: All Activity Codes | Personnel: Young, Scott P | Start Time: 00:00 | End Time: 23:00 | Start Date: 03/01/2024 | End Date: 03/31/2024

START	END	LOG TYPE	APPARATUS	NOTES	HOURS
Young, Scott P					
03/03/2024 19:00:00	03/04/2024 08:30:00	DAYBOOK	SMF 1		13.50
03/04/2024 08:30:00	03/05/2024 08:30:00	DAYBOOK	SMF 1		24.00
03/04/2024 14:06:00	03/04/2024 14:24:00	INCIDENT	8600	Incident 2024-053 - EMS call, excluding vehicle accident with injury: Apparatus 8600 responded to 2230 Mission ST	0.30
03/04/2024 15:09:00	03/04/2024 15:14:00	INCIDENT	8600	Incident 2024-054 - Smoke detector activation, no fire - unintentional: Apparatus 8600 responded to 1601 L ST	0.08
03/05/2024 08:30:00	03/06/2024 08:30:00	DAYBOOK	SMF 1		24.00
03/05/2024 15:30:00	03/05/2024 15:30:00	DAYBOOK	P8651	P8651 back from Paso Ford for turbo replacement	0.00
03/05/2024 18:00:00	03/05/2024 22:00:00	DAYBOOK		Firefighter Training: RT130 Lead Instructor: Young, Scott P	4.00
03/06/2024 08:30:00	03/07/2024 08:30:00	DAYBOOK	SMF 1		24.00
03/06/2024 09:00:00	03/06/2024 13:00:00	DAYBOOK	8600	County Chiefs Meeting Morro Bay Fire	4.00
03/07/2024 08:30:00	03/08/2024 08:30:00	DAYBOOK	SMF 1		24.00
03/07/2024 18:00:00	03/07/2024 19:00:00	DAYBOOK	8600	BOD Meeting closed session	1.00
03/08/2024 08:30:00	03/08/2024 12:00:00	DAYBOOK	SMF 1		3.50
03/08/2024 20:30:00	03/09/2024 07:30:00	DAYBOOK	8600		11.00
03/10/2024 00:00:00	03/11/2024 08:30:00	DAYBOOK	8600		32.50
03/10/2024 12:41:00	03/10/2024 13:19:00	INCIDENT	E8668	Incident 2024-056 - EMS call, excluding vehicle accident with injury: Apparatus E8668 responded to 1630 Bonita PL	0.63
03/11/2024 08:30:00	03/12/2024 08:30:00	DAYBOOK	SMF 1		24.00
03/12/2024 08:30:00	03/13/2024 08:30:00	DAYBOOK	SMF 1		24.00
03/12/2024 18:00:00	03/12/2024 22:00:00	DAYBOOK		Firefighter Training: RT130 Lead Instructor: Young, Scott P	4.00
03/13/2024 08:30:00	03/14/2024 08:30:00	DAYBOOK	SMF 1		24.00
03/13/2024 11:00:00	03/13/2024 12:30:00	DAYBOOK	SMF 1	SAFER Meeting with Aurora	1.50
03/14/2024 08:30:00	03/15/2024 08:30:00	DAYBOOK	SMF 1		24.00
03/14/2024 09:30:00	03/14/2024 10:30:00	DAYBOOK	8600	Inspection 1148 L Street and ADU	1.00
03/14/2024 17:15:00	03/14/2024 17:41:00	INCIDENT	8600	Incident 2024-057 - EMS call, excluding vehicle accident with injury: Apparatus 8600 responded to 398 13th ST	0.43
03/15/2024 08:30:00	03/16/2024 07:30:00	DAYBOOK	SMF 1		23.00
03/16/2024 17:00:00	03/17/2024 08:30:00	DAYBOOK	8600		15.50
03/17/2024 08:30:00	03/18/2024 08:30:00	DAYBOOK	8600		24.00
03/18/2024 08:30:00	03/19/2024 08:30:00	DAYBOOK	SMF 1		24.00
03/18/2024 18:54:00	03/18/2024 19:24:00	INCIDENT	E8668	Incident 2024-059 - EMS call, excluding vehicle accident with injury: Apparatus E8668 responded to 1299 Mission ST	0.50
03/18/2024 20:57:00	03/18/2024 21:21:00	INCIDENT	E8668	Incident 2024-060 - EMS call, excluding vehicle accident with injury: Apparatus E8668 responded to 669 Chick LN	0.40
03/19/2024 08:30:00	03/20/2024 08:30:00	DAYBOOK	SMF 1		24.00
03/19/2024 09:52:00	03/19/2024 10:17:00	INCIDENT	E8668	Incident 2024-061 - EMS call, excluding vehicle accident with injury: Apparatus E8668 responded to 1385 Mission ST	0.42
03/19/2024 18:00:00	03/19/2024 22:00:00	DAYBOOK		Firefighter Training: RT130 Lead Instructor: Young, Scott P	4.00
03/20/2024 08:30:00	03/21/2024 08:30:00	DAYBOOK	SMF 1		24.00

Lists the Daily Log items, grouped by Personnel, corresponding to the selected Activity Code and Personnel.



emergencyreporting.com

Doc Id: 1514

Page # 1 of 2

START	END	LOG TYPE	APPARATUS	NOTES	HOURS
03/20/2024 23:46:00	03/21/2024 00:29:00	INCIDENT	E8668	Incident 2024-062 - EMS call, excluding vehicle accident with injury: Apparatus E8668 responded to 560 12th ST	0.72
03/21/2024 00:48:00	03/21/2024 01:06:00	INCIDENT	E8668	Incident 2024-063 - EMS call, excluding vehicle accident with injury: Apparatus E8668 responded to 560 12th ST	0.30
03/21/2024 08:30:00	03/22/2024 08:30:00	DAYBOOK	SMF 1		24.00
03/22/2024 13:30:00	03/23/2024 07:00:00	DAYBOOK	8600		17.50
03/23/2024 14:30:00	03/24/2024 08:30:00	DAYBOOK	8600		18.00
03/23/2024 19:08:00	03/23/2024 19:39:00	INCIDENT	E8668	Incident 2024-065 - EMS call, excluding vehicle accident with injury: Apparatus E8668 responded to 70 Laddy LN	0.52
03/24/2024 08:30:00	03/26/2024 08:30:00	DAYBOOK	8600		48.00
03/25/2024 08:30:00	03/25/2024 17:00:00	DAYBOOK	8600	Executive Chief Officer 4-A	8.50
03/25/2024 08:30:00	03/26/2024 08:30:00	DAYBOOK	8600		24.00
03/26/2024 03:59:00	03/26/2024 04:28:00	INCIDENT	E8696	Incident 2024-067 - Motor vehicle accident with injuries: Apparatus E8696 responded to N Highway 101 HWY	0.48
03/26/2024 08:30:00	03/26/2024 17:00:00	DAYBOOK	8600	Executive Chief Officer 4-A	8.50
03/26/2024 08:30:00	03/27/2024 08:30:00	DAYBOOK	8600		24.00
03/26/2024 21:11:00	03/26/2024 21:19:00	INCIDENT	E8668	Incident 2024-068 - Grass fire: Apparatus E8668 responded to S Highway 101 HWY	0.13
03/26/2024 21:28:00	03/26/2024 21:46:00	INCIDENT	E8668	Incident 2024-069 - EMS call, excluding vehicle accident with injury: Apparatus E8668 responded to 346 12th ST A	0.30
03/27/2024 08:30:00	03/28/2024 08:30:00	DAYBOOK	8600		24.00
03/27/2024 14:23:00	03/27/2024 15:11:00	INCIDENT	8600	Incident 2024-071 - EMS call, excluding vehicle accident with injury: Apparatus 8600 responded to 1415 Verde PL	0.80
03/27/2024 19:00:00	03/27/2024 21:30:00	DAYBOOK	8600	SMAC Meeting	2.50
03/28/2024 08:30:00	03/28/2024 17:00:00	DAYBOOK	8600	Executive Chief Officer 4-B	8.50
03/28/2024 08:30:00	03/29/2024 08:30:00	DAYBOOK	8600		24.00
03/28/2024 19:05:00	03/28/2024 19:15:00	INCIDENT	8600	Incident 2024-072 - Cooking fire, confined to container: Apparatus 8600 responded to 1075 Mission ST	0.17
03/29/2024 08:00:00	03/29/2024 17:00:00	DAYBOOK	8600	Executive Chief Officer 4-B Paso Robles Fire	9.00
03/29/2024 08:30:00	03/30/2024 08:30:00	DAYBOOK	8600		24.00
03/30/2024 08:30:00	03/31/2024 08:30:00	DAYBOOK	8600		24.00
03/30/2024 10:25:00	03/30/2024 11:01:00	INCIDENT	E8668	Incident 2024-073 - EMS call, excluding vehicle accident with injury: Apparatus E8668 responded to 881 Rio Mesa CIR	0.60
03/31/2024 08:30:00	04/01/2024 08:30:00	DAYBOOK	8600		24.00
Total Hours for: Young, Scott P					725.78
Total of all Personnel Hours					725.78

Lists the Daily Log items, grouped by Personnel, corresponding to the selected Activity Code and Personnel.



San Miguel Fire Department

San Miguel, CA

This report was generated on 4/15/2024 11:27:00 AM



Effective Response Force Times by Incident for Date Range

Agencies On Scene: All Agencies | Census Tract(s): All Census Tracts | Cities: All Cities | Map Page(s): All Map Pages | Mutual Aid: All Types and None | Primary Action (s) Taken: All Codes | Property Use(s): All Types and None | Response Mode(s): All Response Modes | Shift(s): All Shifts | Zone(s): All Zones | Incident Type(s): All Incident Types | Station(s): All Stations | Complaints Reported by Dispatch: All Complaints Reported by Dispatch | Start Date: 03/01/2024 | End Date: 03/31/2024

Incident Date	Incident #	Losses - Property	Losses - Contents	Alarm Time	Total Personnel - Effective Response	First On Scene Apparatus	Last On Scene Apparatus	Earliest Turnout	Call Processing Time	First Unit Total Response Time	First Unit Travel Time	Total Travel Time Effective Response	Total Response Time Effective Response
03/03/2024	2024-051	0	0	01:34:00	2	E8668	E8668	04:00	00:00	00:08:00	00:04:00	00:04:00	00:08:00
03/03/2024	2024-052	0	0	14:26:00	3	E8696	E8696	07:00	00:00	00:14:00	00:07:00	00:07:00	00:14:00
03/04/2024	2024-053	0	0	14:06:00	4	E8668	E8668	02:00	00:00	00:15:00	00:13:00	00:13:00	00:15:00
03/06/2024	2024-055	0	0	10:42:00	2	P8651	P8651	00:00	00:00	00:04:00	00:04:00	00:04:00	00:04:00
03/10/2024	2024-056	0	0	12:41:00	3	E8668	E8668	05:00	00:00	00:07:00	00:02:00	00:02:00	00:07:00
03/14/2024	2024-057	0	0	17:15:00	3	8600	P8651	01:00	00:00	00:03:00	00:02:00	00:03:00	00:04:00
03/16/2024	2024-058	0	0	10:40:00	2	E8668	E8668	08:00	00:00	00:09:00	00:01:00	00:01:00	00:09:00
03/18/2024	2024-059	0	0	18:54:00	3	E8668	E8668	04:00	00:00	00:19:00	00:15:00	00:15:00	00:19:00
03/18/2024	2024-060	0	0	20:57:00	4	E8668	E8668	05:00	00:00	00:06:00	00:01:00	00:01:00	00:06:00
03/19/2024	2024-061	0	0	09:52:00	4	E8668	E8668	01:00	00:00	00:01:00	00:00:00	00:00:00	00:01:00
03/21/2024	2024-063	0	0	00:48:00	4	E8668	E8668	04:00	00:00	00:06:00	00:02:00	00:02:00	00:06:00
03/23/2024	2024-065	0	0	19:08:00	3	E8668	E8668	04:00	00:00	00:11:00	00:07:00	00:07:00	00:11:00
03/26/2024	2024-067	0	0	03:59:00	3	E8696	E8696	04:00	00:00	00:11:00	00:07:00	00:07:00	00:11:00
03/26/2024	2024-069	0	0	21:27:00	4	E8668	E8668	00:00	01:00	00:06:00	00:05:00	00:05:00	00:06:00
03/28/2024	2024-072	0	0	19:03:00	2	E8668	E8668	00:00	00:00	00:06:00	00:02:00	00:04:00	00:06:00
03/30/2024	2024-073	0	0	10:25:00	3	E8668	E8668	05:00	00:00	00:08:00	00:03:00	00:03:00	00:08:00

This is a custom report. Only Reviewed Incidents are included. Cancelled Apparatus are excluded. Only apparatus and personnel from the earliest Dispatch Time are included in this report. Travel Time is Enroute Time to Arrive Time. Total Travel Time for the Effective Response Force (ERF) is the difference between the apparatus with the earliest Enroute Time and the apparatus with the last Arrived Time. Total Travel Time for the ERF is calculated from units that were part of the earliest Dispatch Time. Total Response Time for the ERF is earliest Alarm Time to the last Arrive Time.



San Miguel Fire Department

San Miguel, CA

This report was generated on 4/15/2024 11:28:19 AM



Incidents for Zone for Status for Date Range

Incident Status(s): All Incident Statuses | Zone(s): All Zones | Start Date: 03/01/2024 | End Date: 03/31/2024

INCIDENT NUMBER	INCIDENT TYPE	DATE	INCIDENT STATUS	LOCATION	APPARATUS
Zone: AAE - Auto Aid East					
2024-052	324	03/03/2024	Reviewed	4980 Indian Valley RD	E8696
AAE - Auto Aid East Incidents: 1					
Zone: AAN - Auto Aid North					
2024-067	322	03/26/2024	Reviewed	N Highway 101 HWY	E8696
AAN - Auto Aid North Incidents: 1					
Zone: AAS - Auto Aid South					
2024-065	321	03/23/2024	Reviewed	70 Laddy LN	E8668
AAS - Auto Aid South Incidents: 1					
Zone: AAW - Auto Aid West					
2024-066	324	03/25/2024	Reviewed	398 16th ST	E8668
AAW - Auto Aid West Incidents: 1					
Zone: BOB - Camp Roberts					
2024-064	321	03/23/2024	Reviewed	4214 Avenue 8	E8668
2024-068	143	03/26/2024	Reviewed	S Highway 101 HWY	E8668
BOB - Camp Roberts Incidents: 2					
Zone: CBMHP - Casa Blanca Mobile Home Park					
2024-062	321	03/20/2024	Reviewed	560 12th ST	E8668
2024-063	321	03/21/2024	Reviewed	560 12th ST	E8668
CBMHP - Casa Blanca Mobile Home Park Incidents: 2					
Zone: CSD - CSD Limits					
2024-050	324	03/01/2024	Reviewed	1520 N ST	E8668
2024-053	321	03/04/2024	Reviewed	2230 Mission ST	8600, E8668
2024-055	118	03/06/2024	Reviewed	1499 K ST	P8651
2024-057	321	03/14/2024	Reviewed	398 13th ST	8600, P8651
2024-058	321	03/16/2024	Reviewed	1220 L ST	E8668
2024-059	321	03/18/2024	Reviewed	1299 Mission ST	E8668
2024-061	321	03/19/2024	Reviewed	1385 Mission ST	E8668
2024-069	321	03/26/2024	Reviewed	346 12th ST	E8668
2024-070	324	03/27/2024	Reviewed	1300 Mission ST	E8696
2024-071	321	03/27/2024	Reviewed	1415 Verde PL	8600, E8668
2024-072	113	03/28/2024	Reviewed	1075 Mission ST	8600, E8668
CSD - CSD Limits Incidents: 11					

Displays incidents for a given zone and incident status over a given date range. Grouped by Zone.



emergencyreporting.com

Doc Id: 1675

Page # 1 of 2

Zone: JZT - Jazzy Town					
2024-073	321	03/30/2024	Reviewed	881 Rio Mesa CIR	E8668
JZT - Jazzy Town Incidents: 1					
Zone: LLS - Lillian Larson School					
2024-054	743	03/04/2024	Reviewed	1601 L ST	8600, E8696
LLS - Lillian Larson School Incidents: 1					
Zone: MH - Mission Heights					
2024-051	321	03/03/2024	Reviewed	292 St Francis WAY	E8668
MH - Mission Heights Incidents: 1					
Zone: MM - Mission Meadows					
2024-056	321	03/10/2024	Reviewed	1630 Bonita PL	E8668
MM - Mission Meadows Incidents: 1					
Zone: PSHH - Peoples Self Help Housing					
2024-060	321	03/18/2024	Reviewed	669 Chick LN	E8668
PSHH - Peoples Self Help Housing Incidents: 1					
Total Incidents: 24					

Displays incidents for a given zone and incident status over a given date range. Grouped by Zone.



San Miguel Fire Department

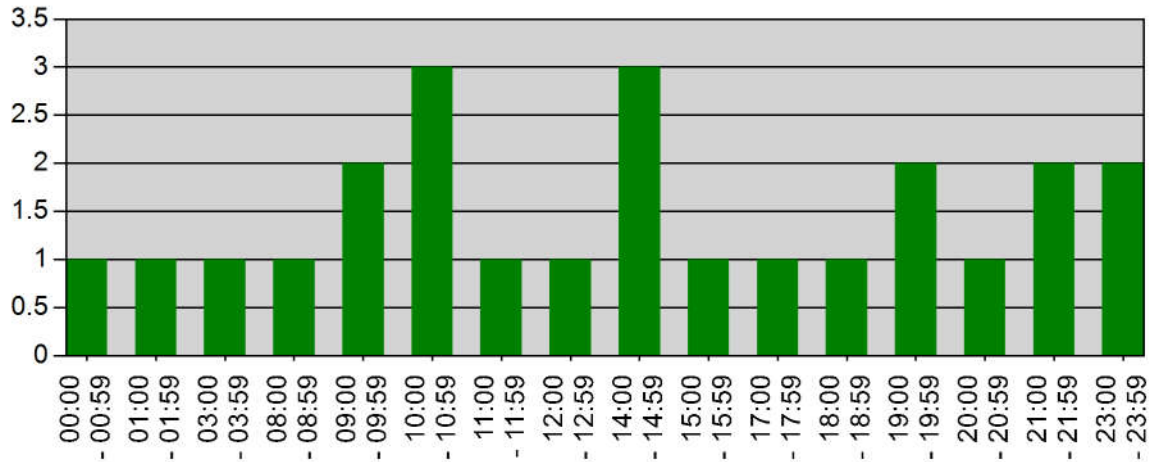
San Miguel, CA

This report was generated on 4/15/2024 11:29:27 AM



Incidents by Hour for Zone for Date Range

Zone: All Zones | Start Date: 03/01/2024 | End Date: 03/31/2024



TIME	COUNT
00:00 - 00:59	1
01:00 - 01:59	1
03:00 - 03:59	1
08:00 - 08:59	1
09:00 - 09:59	2
10:00 - 10:59	3
11:00 - 11:59	1
12:00 - 12:59	1
14:00 - 14:59	3
15:00 - 15:59	1
17:00 - 17:59	1
18:00 - 18:59	1
19:00 - 19:59	2
20:00 - 20:59	1
21:00 - 21:59	2
23:00 - 23:59	2

Only REVIEWED incidents included



emergencyreporting.com

Doc Id: 9

Page # 1 of 1

San Miguel Fire Department

San Miguel, CA

This report was generated on 4/15/2024 11:30:51 AM



Average (Dispatch-Turnout-Response) Times per Zone per Major Incident Type

Start Incident Type: 100 | End Incident Type: 911 | Zone: All Zones | Start Date: 03/01/2024 | End Date: 03/31/2024

Major Incident Type	Response Mode	Avg Travel	Avg Dispatch	Avg TurnOut	Avg Response
Zone: AAE - Auto Aid East					
Rescue & Emergency Medical Service					
	Lights and Sirens	7:00	0:00	7:00	14:00
Zone: AAN - Auto Aid North					
Rescue & Emergency Medical Service					
	Lights and Sirens	7:00	0:00	4:00	11:00
Zone: AAS - Auto Aid South					
Rescue & Emergency Medical Service					
	Lights and Sirens	7:00	0:00	4:00	11:00
Zone: CBMHP - Casa Blanca Mobile Home Park					
Rescue & Emergency Medical Service					
	Lights and Sirens	2:00	0:00	4:00	6:00
Zone: CSD - CSD Limits					
Fires					
	Lights and Sirens	3:00	0:00	1:00	4:00
Rescue & Emergency Medical Service					
	Lights and Sirens	6:00	0:10	2:40	8:50
Zone: JZT - Jazzy Town					
Rescue & Emergency Medical Service					
	Lights and Sirens	3:00	0:00	5:00	8:00
Zone: MH - Mission Heights					
Rescue & Emergency Medical Service					
	Lights and Sirens	4:00	0:00	4:00	8:00
Zone: MM - Mission Meadows					
Rescue & Emergency Medical Service					
	Lights and Sirens	2:00	0:00	5:00	7:00
Zone: PSHH - Peoples Self Help Housing					
Rescue & Emergency Medical Service					
	Lights and Sirens	1:00	0:00	5:00	6:00

CFAI Compliant - Report calculates the average time difference between (ALARM to DISPATCH = Avg Dispatch) and (DISPATCH to ENROUTE = Avg Turnout) and (ALARM to ARRIVAL = Avg Response). Only REVIEWED incidents are included. When no data is provided for ENROUTE times this report makes the assumption it is the same as the Dispatch Time

San Miguel Fire Department

San Miguel, CA

This report was generated on 4/15/2024 11:32:17 AM



Average Number of Responding Personnel per Incident Type for Date Range

StartDate: 03/01/2024 | EndDate: 03/31/2024

INCIDENT TYPE	AVG. # PERSONNEL
113 - Cooking fire, confined to container	3
118 - Trash or rubbish fire, contained	2
143 - Grass fire	4
321 - EMS call, excluding vehicle accident with injury	3
322 - Motor vehicle accident with injuries	3
324 - Motor vehicle accident with no injuries.	2
743 - Smoke detector activation, no fire - unintentional	4

Reviewed Incidents only.



emergencyreporting.com

Doc Id: 1143

Page # 1 of 1

San Miguel Fire Department

San Miguel, CA

This report was generated on 4/15/2024 11:34:09 AM



Incident Count by Weekday and Hour for Zone for Shift for Date Range

Personnel: All Personnel | Shift(s): All Shifts | Zone: All Zones | Start Date: 03/01/2024 | End Date: 03/31/2024

Hour	Sun	Mon	Tue	Wed	Thu	Fri	Sat
00:00	0	0	0	0	1	0	0
01:00	1	0	0	0	0	0	0
02:00	0	0	0	0	0	0	0
03:00	0	0	1	0	0	0	0
04:00	0	0	0	0	0	0	0
05:00	0	0	0	0	0	0	0
06:00	0	0	0	0	0	0	0
07:00	0	0	0	0	0	0	0
08:00	0	0	0	1	0	0	0
09:00	0	1	1	0	0	0	0
10:00	0	0	0	1	0	0	2
11:00	0	0	0	0	0	0	1
12:00	1	0	0	0	0	0	0
13:00	0	0	0	0	0	0	0
14:00	1	1	0	1	0	0	0
15:00	0	1	0	0	0	0	0
16:00	0	0	0	0	0	0	0
17:00	0	0	0	0	1	0	0
18:00	0	1	0	0	0	0	0
19:00	0	0	0	0	1	0	1
20:00	0	1	0	0	0	0	0
21:00	0	0	2	0	0	0	0
22:00	0	0	0	0	0	0	0
23:00	0	0	0	1	0	1	0
Total Responses for Day	3	5	4	4	3	1	4
% of Responses for Day	33.33%	20.00%	50.00%	25.00%	33.33%	100.00%	50.00%
% of Responses for Week	12.50%	20.83%	16.67%	16.67%	12.50%	4.17%	16.67%

Hour	Total per Hour	Percent
00:00	1	4.17%
01:00	1	4.17%
02:00	0	0.00%
03:00	1	4.17%
04:00	0	0.00%
05:00	0	0.00%
06:00	0	0.00%
07:00	0	0.00%
08:00	1	4.17%
09:00	2	8.33%
10:00	3	12.50%
11:00	1	4.17%
12:00	1	4.17%
13:00	0	0.00%
14:00	3	12.50%
15:00	1	4.17%
16:00	0	0.00%
17:00	1	4.17%
18:00	1	4.17%
19:00	2	8.33%
20:00	1	4.17%
21:00	2	8.33%
22:00	0	0.00%
23:00	2	8.33%
Total	24	100.00%

Incident Count by Weekday and Hour for Zone, for Shift and Date Range. Zone information is defined on the Basic Info 3 screen of an incident. Only REVIEWED incidents included. Maximum call volumes for each day are shown with a RED background, and maximum call volumes for each hour are shown with a BLUE background. "% of Responses for Day" indicates the maximum hourly call volume as percentage of total calls for the day of the week. "% of Responses for Week" indicates the total number of calls for the day of the week as a percentage of total calls.

San Miguel Fire Department

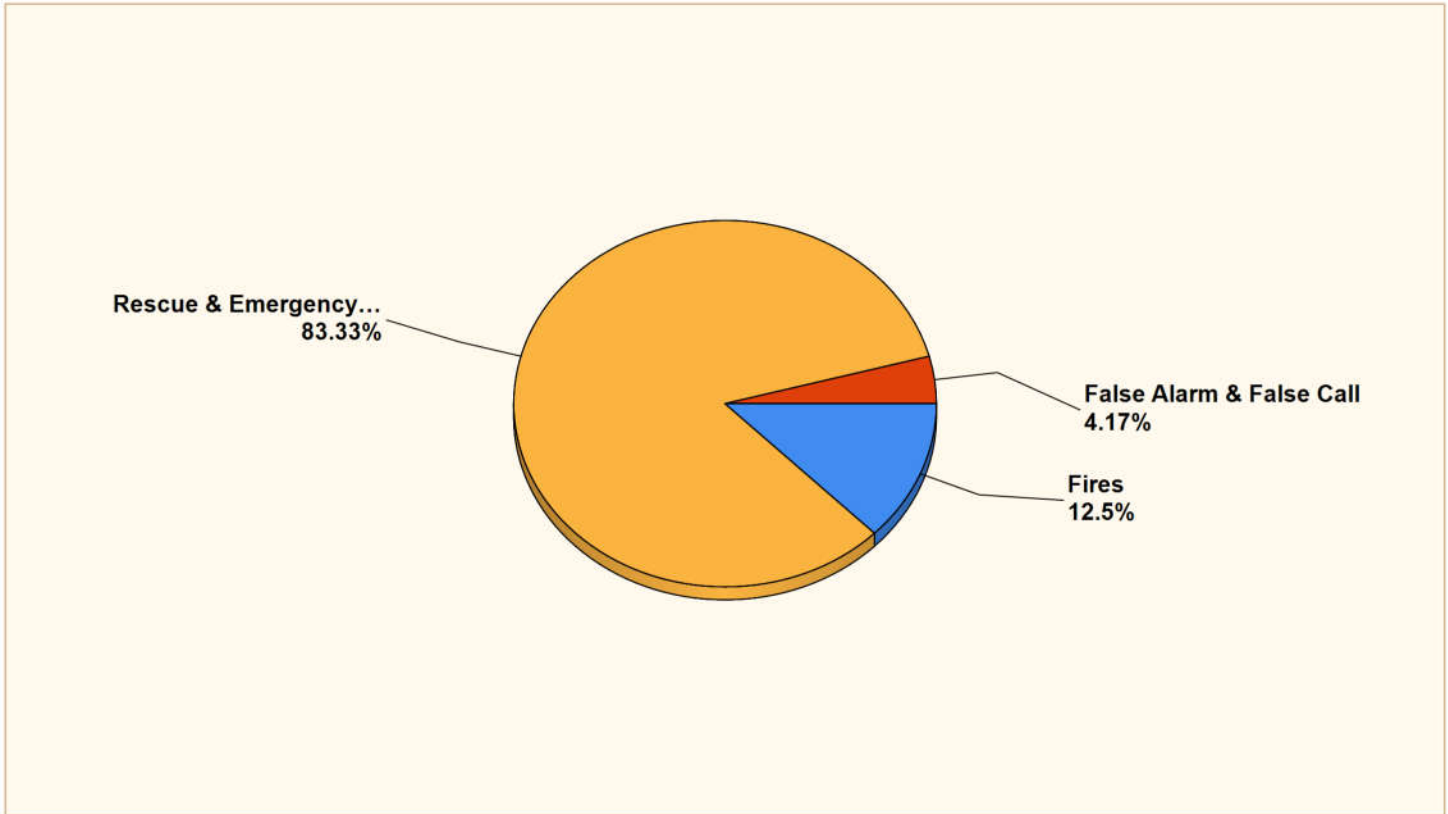
San Miguel, CA

This report was generated on 4/15/2024 11:35:14 AM



Breakdown by Major Incident Types for Date Range

Zone(s): All Zones | Start Date: 03/01/2024 | End Date: 03/31/2024



MAJOR INCIDENT TYPE	# INCIDENTS	% of TOTAL
Fires	3	12.5%
Rescue & Emergency Medical Service	20	83.33%
False Alarm & False Call	1	4.17%
TOTAL	24	100%

Only REVIEWED and/or LOCKED IMPORTED incidents are included. Summary results for a major incident type are not displayed if the count is zero.



Detailed Breakdown by Incident Type

INCIDENT TYPE	# INCIDENTS	% of TOTAL
113 - Cooking fire, confined to container	1	4.17%
118 - Trash or rubbish fire, contained	1	4.17%
143 - Grass fire	1	4.17%
321 - EMS call, excluding vehicle accident with injury	15	62.5%
322 - Motor vehicle accident with injuries	1	4.17%
324 - Motor vehicle accident with no injuries.	4	16.67%
743 - Smoke detector activation, no fire - unintentional	1	4.17%
TOTAL INCIDENTS:	24	100%

Only REVIEWED and/or LOCKED IMPORTED incidents are included. Summary results for a major incident type are not displayed if the count is zero.



San Miguel Fire Department

San Miguel, CA

This report was generated on 4/15/2024 11:36:37 AM



Incident Count per Location Type per Zone per Address for Date Range

StartDate: 03/01/2024 | EndDate: 03/31/2024

LOCATION TYPE	ZONE	ADDRESS / LOCATION	# INCIDENTS
Health Care Facility (clinic, hospital, nursing home)			
	CSD - CSD Limits		
		1385 Mission ST San Miguel, CA	1
		Total for Location Type:	1
Home/Residence			
	AAS - Auto Aid South		
		70 Laddy LN Paso Robles (corporate name El Paso de Robles), CA	1
	CBMHP - Casa Blanca Mobile Home Park		
		560 12th ST San Miguel, CA	2
	CSD - CSD Limits		
		1075 Mission ST San Miguel, CA	1
		1220 L ST San Miguel, CA	1
		1415 Verde PL San Miguel, CA	1
		1499 K ST San Miguel, CA	1
		2230 Mission ST San Miguel, CA	1
		346 12th ST A San Miguel, CA	1
	JZT - Jazzy Town		
		881 Rio Mesa CIR San Miguel, CA	1
	MH - Mission Heights		
		292 St Francis WAY San Miguel, CA	1
	MM - Mission Meadows		
		1630 Bonita PL San Miguel, CA	1

Group by Incident Location Type, then Zone. Completed and Reviewed Incidents



emergencyreporting.com

Doc Id: 1134

Page # 1 of 3

LOCATION TYPE	ZONE	ADDRESS / LOCATION	# INCIDENTS
Home/Residence			
	PSHH - Peoples Self Help Housing		
		669 Chick LN San Miguel, CA	1
Total for Location Type:			13
Not Specified			
	BOB - Camp Roberts		
		4214 Avenue 8 San Miguel, CA	1
	CSD - CSD Limits		
		1300 Mission ST San Miguel, CA	1
Total for Location Type:			2
Other Location			
	CSD - CSD Limits		
		398 13th ST / Mission St, San Miguel, CA (Intersection)	1
Total for Location Type:			1
Public Building (schools, gov. offices)			
	BOB - Camp Roberts		
		S Highway 101 HWY / East Garrison, San Miguel, CA (Directions)	1
Total for Location Type:			1
Street or Highway			
	AAE - Auto Aid East		
		4980 Indian Valley RD San Miguel, CA	1
	AAN - Auto Aid North		
		N Highway 101 HWY / MO-CO Line, San Miguel, CA (Directions)	1
	AAW - Auto Aid West		
		398 16th ST / 1600 Mission St, San Miguel, CA (Directions)	1
	CSD - CSD Limits		
		1520 N ST San Miguel, CA	1
Total for Location Type:			4

Group by Incident Location Type, then Zone. Completed and Reviewed Incidents



LOCATION TYPE	ZONE	ADDRESS / LOCATION	# INCIDENTS
Trade or service (business, bars, restaurants, etc)			
	CSD - CSD Limits		
		1299 Mission ST San Miguel, CA	1
	LLS - Lillian Larson School		
		1601 L ST San Miguel, CA	1
Total for Location Type:			2

Group by Incident Location Type, then Zone. Completed and Reviewed Incidents



**San Miguel Community Services District Board Of Director & Groundwater
Sustainability Agency
Staff Report**

April 25, 2024

AGENDA ITEM: 9.1

SUBJECT: 3-28-2024 Draft San Miguel CSD Board of Directors & Groundwater Sustainability Agency meeting minutes

SUGGESTED ACTION: Receive and file

DISCUSSION:

FISCAL IMPACT:
None

PREPARED BY: Tamara Parent



SAN MIGUEL COMMUNITY SERVICES DISTRICT BOARD OF DIRECTOR & GROUNDWATER SUSTAINABILITY AGENCY

Rod Smiley, President Raynette Gregory, Vice-President
Berkley Baker, Director Anthony Kalvans, Director Owen Davis, Director

**REGULAR BOARD OF DIRECTORS & GROUNDWATER SUSTAINABILITY AGENCY
MINUTES**

**6:00 P.M. Opened Session
SMCSD Boardroom 03-28-2024**

- 1. **Call to Order:**
At: 6:00 PM
- 2. **Roll Call:** *Rod Smiley, Raynette Gregory, Anthony Kalvans, Owen Davis, Berkley Baker*
- 3. **Approval of Regular Meeting Agenda:**

Motion By: Berkley Baker
Second By: Anthony Kalvans
Motion: To Approve

Board Members	Ayes	Noes	Abstain	Absent
Berkley Baker	X			
Raynette Gregory	X			
Rod Smiley	X			
Anthony Kalvans	X			
Owen Davis	X			

- 4. **Pledge of Allegiance:**
Lead by Director Kalvans
- 5. **Public Comment and Communications for items not on the agenda:**
John Green, San Miguel resident, spoke about Replacement of the Irrigation item from the 2-2024 Board Meeting, and spoke about the original agreement with the County of San Luis Obispo.
Director Kalvans voiced that the Landscaping is part of the the San Miguel CSD Lighting Department since 2020, and drought tolerant plants have been planted. Per the Landscaping and Lighting Act of 1972 & Government Code 61100.
- 6. **Special Presentations/Public Hearings/Other:**
None

7. Non- District Reports:

1. San Luis Obispo County Organizations

Verbal/Report

Deputy Anthony had no new business to report, and asked if there was any specific questions he could take back for answers.

Board Comment: None

Public Comment: None

2. Community Service Organizations

Verbal

Scott Young President San Miguel Firefighters Association will be putting on the 33rd annual Sagebrush Day's on April 20th, starting at 12 Noon.

Director Kalvans, explained that Dennis. who owns "DJ Boot & Camp" and is a pivotal part of the "Native Sons of the Golden West" and the "Lion's Club", has become ill and would like to encouraging customers to go to his store in a sign a support as Dennis recovers.

Board Comment: None

Public Comment: None

3. Camp Roberts—Army National Guard

Verbal

None

Board Comment: None

Public Comment: None

8. Staff & Committee Reports - Receive & File:

1. General Manager

Receive report

Item presented by General Manager Kelly Dodds updated the Board of Directors that the Districts Workers Compensation provider Special District Risk Management Authority (SDRMA), has decided to bring the program in-house. The District usually gets a "Tax lien Property Notice" annually and after speaking with the County they will not be doing that this year. The District also applied and was able to receive funding from the "California Extended Water and Wastewater Arrearage Payment Program" in the amount of \$7,206.39 for customers that have been in arrears on payments from 6-16-2021 to 12-31-2022. Mr. Dodds explained that the Paso Basin Cooperative Committee (PBCC) met on March 27th and asked Director Baker to update the Board of Directors on that meeting.

Director Baker explained that the PBCC modified thier proposed budget for San Miguel from \$34,000 to \$18,000 for the next year. The Board also approved the "Water Evapotranspiration Program" (ET) for satellite surveillance for the next three years. The first year will be covered by a grant and the it will be an estimated cost of around \$80,000 and that will obligate San Miguel GSA for around \$2,500 for each additional year.

General Manager Kelly Dodds explained that approved PBCC projects will start moving forward. Director Baker voiced that the grant funding needs to be spent by April 2025.

General Manager Kelly Dodds explained that the Annual 700 form are due no later than April 2nd and gave a reminder for required training. At the April Board Meeting the San Luis Obispo Council of Governments (SLOCOG) will be giving a presentation on "Local Roads First, a Roadmap to Transportation Independence" a local sales tax measure.

Board Comment: Director Smiley asked about the reduction in the proposed PBCC budget. Director Baker explained that it was mostly administration costs.

Public Comment: None

2. District Counsel

Receive verbal report

Nothing to report

Board Comment: None

Public Comment: None

3. District Utilities

Receive and file

Item presented by General Manager Kelly Dodds submitting report as written. The Utilities Department found two new minor leaks and two new service line leaks that have been repaired.

Board Comment: Director Kalvans asked about the leaks, and if they were on older lines. General Manager Kelly Dodds explained that they were on the older water lines.

Director Davis asked about the leaks in the alley. Mr. Dodds explained that the two were on the water main, and not near a service line.

Public Comment: None

4. Fire Chief Report

Receive and File

Fire Chief Scott Young report was submitted as written.

Board Comment: Director Davis asked about vehicle 8601, and Fire Chief Young explained that the vehicle has been in the care of the now Paid Call Firefighter Rob Roberson for response.

Public Comment: John Green spoke and asked if 8601 was in the District at all times.

9. Consent Calendar:

Board Comment: None

Public Comment: None

Motion By: Raynette Gregory

Second By: Anthony Kalvans

Motion: To Approve

Board Members	Ayes	Noes	Abstain	Absent
Berkley Baker	X			
Raynette Gregory	X			
Rod Smiley	X			
Anthony Kalvans	X			
Owen Davis		X		

1. 1-25-2024 Draft San Miguel CSD Board of Directors & Groundwater Sustainability

Agency meeting minutes

Receive and file

2. 2-22-2024 Draft San Miguel CSD Board of Directors & Groundwater Sustainability

Agency meeting minutes

Receive and file

3. 3-7-2024 Draft San Miguel CSD Board of Directors meeting minutes

Receive and file

4. SAFER Grant Applicant Approval by RESOLUTION 2024-09 (Young)

Review and approve Resolution 2024-09 appointing the District Fire Chief as the representative in all matters relating to the SAFER Grant process. (Recommend review and approve by 3/5 vote)

10. Board Action Items:

1. Monthly Financial Reports for February 2024 (Recommend receive and file by Board consensus)

Please Review, Receive and File the February 2024 SMCSD Financial Reports.

Item was presented by Financial Officer Michelle Hido, submitting report as written, and explained that the Budget process has started and the first report will be presented at the April 25th Board Meeting. Financials are on pages 60-102 of the Board Packet.

Board Comment: None

Public Comment: None

Consensus of the Board is to receive and file February 2024 financials

2. CONTINUATION OF DISCUSSION AND POTENTIAL ACTION REGARDING THE ADOPTION OF WATER RATES FROM SEPTEMBER 28TH 2023 BOARD MEETING

Pursuant to Article XIII (D) of the California Constitution that San Miguel Community Services District is continuing the discussion regarding the protest ballots submitted and will consider taking action to update the rate structure and increase its rates for water services. (Resolution 2024-01)

Discussion and potential approval of water rate structure change and increase.

Item presented by General Manager Kelly Dodds explained that Director Baker and Director Kalvans meet a few times, and discussed other options. The other options discussed would need an new Prop 218. General Manager Kelly Dodds gave a brief description of the proposals. The current Prop 218 would be for an increase of 4.5 % gross revenue increase and 5% after, this proposal would be beneficial for lower water usage customers. The proposal from Director Baker would have a higher base charge and would insure that the District has funds if no water was used and has three tiers. General Manager Kelly Dodds explained that the Board has a few options they could; approve the rate as is; abandon the proposal; or propose a new Prop 218 rate with a new notice. Mr. Dodds explained the Prop 218 regulations.

Board Comment: Director Baker handed out a worksheet for his proposal. (copy available at www.sanmiguelcsd.org 3-28-2024 Board Meeting)

Director Baker voiced that he would like to have a study or workshop session with the public. Director Baker that the current Prop 218 proposal with the one tier has around 65 customers that don't use any water, and they will get around a 39% decrease then you get a 28% decrease for the next 17 customers. Director Baker continued to explain that the bulk

of the customers, will be getting an increase of around 15%-17%. Director Baker voiced that the current Prop 218 proposal gives a decrease to customers who use more water and decreases to customers who use less water, but the customers in the middle would be get the largest fee increase. Director Baker voiced that he would like to even things out, so he would like to increase the base price and lower the tier price explaining that it would give the District guaranteed income; costing more as the customers water usage goes up. Director Bakes opinion is to allow customers to use more water and the more water sold the more money is made.

Director Gregory asked for clarification on the base rate proposed by Director Baker. Director Baker voiced that the base rate would be \$48.50. Discussion ensued.

General Manager Kelly Dodds explained that the current water rate has three tiers, and Director Bakers proposal is also a three tier system. A three tier rate will give an overall percentage share cost to everybody because you are going form the same three tier system to the same three tier system. Mr. Dodds clarified that going from a three tier system to a one tier system does create a larger increase for the 5-12 unit users. Discussion ensued about the future and proposed projects.

Director Kalvans voiced that he has meet with Director Baker and that they has discussed his proposal. Director Kalvans explained that the three tier system and one tier system has been discussed over the years, and by direction from the Board of Directors the current Prop 218 rates are with a one tier system. Discussion ensued on other options.

Director Kalvans voiced his concerns about water rate increases in the summer months, and would like to hear from the other Directors. Director Kalvans asked what the timeline would be if the Board opted for Director Baker's proposal.

General Manager Kelly Dodds explained that it could be brought back in April for a discussion, and there is a minimum of 45 days from the day the Board of Director approve sending out a new Prop 218. Discussion ensued on the timeline.

General Manager Kelly Dodds explained that the Board could continue this discussion and have a workshop to decide on options, with direction from the Board.

Director Smiley asked questions for clarification about the Prop 218 process and what the Director's options could be. Discussion ensued.

Director Davis voiced that in the proposed Prop 218, customers don't get any water for the base. General Manager Kelly Dodds explained that he was correct the current proposal has a base rate of \$32.30 with an additional charge of \$5.75 for each unit used.

Director Davis voiced that in his opinion the protest where not validated correctly. Director Davis voiced that he would like to start over with a new Prop 218 proposal, and that the District should be able to do the calculations in-house.

Director Gregory voiced that the Boards purpose was to simplify the rate structure and to provide assistance to the low users. Discussion ensued with Director Baker discussion his proposal.

Director Gregory voiced that keeping everything the same is not helpful for the community and in her opinion the public does not get enough correct information.

Director Kalvans voiced that he understood that there is not adequate funding for projects and would like to have some sort of rate relief for low users. Director Kalvans expressed that customers will be using more water in the upcoming summer months and would like to move forward with a discussion on Director Baker's proposal.

Director Smiley would like to move forward with the current Prop218 and and then look at the other ideas.

Director Gregory asked if Director Baker's proposal was discussed with the General Manager and if it was able to be implemented in the current software. General Manager Kelly Dodds explained that the Districts current software can handle the proposal, but the

Baker proposal information would still need to be reviewed by Bartle Wells Associates. Director Baker would like to schedule a study or workshop session in the next few weeks and then come back at next meeting after hearing from the other Directors and the public.

Public Comment: Ashley Sangster, San Miguel resident, spoke about the rate structure, and commented on the individual Board comments.

John Green San Miguel resident, spoke about the proposed rate structure and what it would look like in five years.

Board Comment: Director Kalvans voiced that he has also discussed assessments, and that would need to be studied more and discussed having a fixed GSA cost or other CIP projects on an assessment.

General Manager discussed assessments, and grants for long term projects and replacement costs.

Director Kalvans discussed a 0% gross revenue increase for the first year and voiced that he would like to move forward with the best option. Discussion ensued.

District General Counsel asked for clarification on the 0% gross revenue increase by Director Kalvans and explained to the Board of Directors that the rate schedule can be adopted now and the implementation date could be delayed.

Director Kalvans clarified his thoughts, voicing that he likes Director Baker's proposal.

Director Davis voiced that he does not like anything in the current Prop 218 proposal, and even if starting at 0% gross revenue increase is still a rate increase.

Director Davis voiced that he would like to just keep current rates and structure, until there is further discussion on other proposals, and gave his opinion that the District does not need a rate increase.

Director Baker explained that the only way to have 0% gross revenue increase to customers is to leave the rates the same. Discussion ensued.

President Smiley was asked to reopen public comment; consensus was to reopen public comment.

Public Comment: Susan Green, San Miguel resident, spoke on the Directors comments.

John Green, San Miguel resident, read a statement aloud, and spoke about the San Miguel community struggling.

Ashley Sangster, San Miguel resident spoke about the 0% gross revenue increase proposal.

Board Comment: Director Baker voiced that there is a couple options to move forward.

Director Gregory explained that she liked the proposed rate but does not like how it raises the middle users so much. Director Gregory explained that she was concerned that if the District moves forward with a new Prop 218 the public will again be misinformed and nothing will move forward. Director Gregory asked how long the District could be sustained at the current rate.

General Manager Kelly Dodds explained that it would depend on the actual inflation, or emergencies. Mr. Dodds encouraged the Board of Directors to not postpone this indefinitely.

Discussion on timeline, workshop and options ensued.

Motion By: Owen Davis

Second By:

Motion: To Approve to continue discussion to June 27th

Board Members	Ayes	Noes	Abstain	Absent
---------------	------	------	---------	--------

Motion By: Berkley Baker

Second By: Owen Davis

Motion: To Approve to continue discussion to May 23rd and schedule an informal workshop in April/May

Board Members	Ayes	Noes	Abstain	Absent
Berkley Baker	X			
Raynette Gregory	X			
Rod Smiley	X			
Anthony Kalvans	X			
Owen Davis	X			

3. Adopt revisions to District water and wastewater Billing policy - RESOLUTION 2024-02 (Recommend review and approve by 3/5 vote)

Review and approve RESOLUTION 2024-02 adopting revisions to the District water and wastewater billing policy.

Board Comment: None

Public Comment: John Green San Miguel resident asked about having his question answered. General Manager Kelly Dodds explained that he is available if Mr. Green would like to contact him.

Motion By: Anthony Kalvans

Second By: Berkley Baker

Motion: To Table to table item to May 23rd

Board Members	Ayes	Noes	Abstain	Absent
Berkley Baker	X			
Raynette Gregory	X			
Rod Smiley	X			
Anthony Kalvans	X			
Owen Davis	X			

4. Review and approve RESOLUTION 2024-10 authorizing the General Manager to execute a proposed employment agreement with Board Clerk/Executive Assistant and approve changes to job title and description. (Recommend review and approve by 3/5 vote)

Approve RESOLUTION 2024-10 authorizing the General Manager to execute a proposed employment agreement with Board Clerk/Executive Assistant Tamara Parent to continue in the position for five years and to approve changes in job title and description.

Item was presented by General Manager Kelly Dodds explaining that the proposal before the Board is to approve an Employment Agreement with Mrs. Parent as the Board Clerk/ Executive Assistant and approve revisions to the job title and description for this position.

Board Comment: Director Baker voiced that he agrees with the elements of the contract, but does not like contracts in general.

Director Kalvans voiced that he agrees with the contract, and staff has performed admirably.

Director Davis voiced that he would like it to be a year to year contract, and agrees with Director Baker.

Public Comment: John Green San Miguel resident spoke about having a 5 year contract in an election year.

Board Comment: District General Counsel asked that a summary of the terms be read aloud due to requirements of Government code. General Manager read the terms aloud.

Motion By: Rod Smiley

Second By: Raynette Gregory

Motion: To Approve Resolution 2024-10

Board Members	Ayes	Noes	Abstain	Absent
Raynette Gregory	X			
Rod Smiley	X			
Anthony Kalvans	X			
Berkley Baker		X		
Owen Davis		X		

Adjourn to the San Miguel Community Services District Groundwater Sustainability Agency (GSA):

At: 7:48 P.M

11. GSA Consent Calendar:

None

12. GSA Board Action Items:

1. Paso Basin Cooperative Committee MOA amendment #2 (Recommend review and approve by 3/5 vote to approve the amendment at the scheduled PBCC meeting)

Approve MOA Amendment #2 and authorize approval at the next PBCC Board meeting. Item was presented by General Manager Kelly Dodds explaining that over the past year the County of San Luis Obispo has been acting as the contracting agent for the Paso Basin Cooperative Committee (PBCC). Prior to the County, the City of Paso Robles was the contracting agent. Based on prior feedback from this Board the PBCC staff has changed the proposal to only allow for the City and County to act as contracting agencies for the PBCC. This amendment only affects section 6.7 of the MOA. The remainder of the MOA will remain the same.

Board Comment: Director Baker voiced that he feels the San Miguel Groundwater Sustainability Agency (SMGSA) Board has accomplished what they set out to do.

Director Kalvans, Smiley, and Gregory voiced that they agreed with Director Baker.

Public Comment: Murray Powell Templeton Resident, spoke about the Annual Report and the PBCC Meeting held on May 27th.

Board Comment: Director Davis voiced that he would like all comments to be submitted to Director Baker.

General Manager Kelly Dodds explained the proposals that were discussed at the May 27th meeting and how "staff" reviews items including the Annual Report with all GSA's having an opportunity for review. Mr. Powell would like to have confirmation on how the "Staff"

works.

Director Baker voiced that he would like the General Manager to explain the staff level and how things are reviewed.

General Manager Kelly Dodds explained that Director Baker is on the Board member on the PBCC Board for the San Miguel GSA. Josh Reynolds, and Kelly Dodds are the "Staff" for the San Miguel GSA. Discussion on the staff for other GSA's ensued.

Director Baker asked about the comments for the Annual Report.

General Manager Kelly Dodds explained that the comment made by SMGSA staff where general comment and clarifications. Discussion ensued on the timeline for the Annual Report.

Motion By: Anthony Kalvans

Second By: Rod Smiley

Motion: To Approve

Board Members	Ayes	Noes	Abstain	Absent
Berkley Baker	X			
Raynette Gregory	X			
Rod Smiley	X			
Anthony Kalvans	X			
Owen Davis		X		

Reconvene to the San Miguel Community Services District Board of Directors:

At 8:06 P.M.

13. Board Comment:

Director Kalvans Thanked the Deputy for being present at the meeting.

Director Kalvans asked about the filing for the 700 form for the PBCC. General Manager Kelly Dodds explained that the forms have been filed and that the County takes care of that.

Director Kalvans explained that he has seen a lot of illegal dumping in San Miguel and would like clarification on who to call.

General Manager Kelly Dodds explained that if you see someone dumping that you can call the County or call the District Office.

Director Kalvans voiced he would still like to discuss assessments and feels that it could help with the rate discussion.

Director Davis asked about the trucks that dump at the Wastewater Treatment facility and if they pay anything. General Manager Kelly Dodds explained that the District does get paid for the Wastewater that is delivered to the District.

Director Kalvans voiced that he prefers Director Baker's rate proposal and is concerned with the misinformation that the public is receiving.

14. Adjourn to Closed Session/Closed Session Agenda:

At 8:14 P.M.

Public Comment: None

1. **CONFERENCE WITH DISTRICT GENERAL COUNSEL – Existing Litigation Pursuant to Government Code Section 54956.9 (d)(1) Case: *Steinbeck v. City of Paso Robles, Santa Clara County Superior Court Case No. 1-14-CV-265039 and Case: *Eidemiller v. City of Paso Robles, Santa Clara County Superior Court Case No. 1-14-****

CV-269212

Discussion

15. **Report out of Closed Session:**
No reportable action
16. **Adjournment to Next Regular Meeting:**
At 9:08 P.M.

**San Miguel Community Services District Board Of Director & Groundwater
Sustainability Agency
Staff Report**

April 25, 2024

AGENDA ITEM: 9.2

SUBJECT: Declare hazardous weeds a public nuisance within the San Miguel Community Services District. (Approve by 3/5 vote)

SUGGESTED ACTION: Review and approve RESOLUTION 2024-11 declaring hazardous weeds a public nuisance and direct staff to proceed with mailing notices to abate.

DISCUSSION:

The District Fire Department conducts a weed abatement program to reduce fuel load and eliminate fire hazards, pursuant to the authority contained in Government Code Section 61100(t), Health and Safety Code Section 14875 *et seq*, and 2022 California Fire Code Sections 4906 & 4907. Abatement is initiated by resolution adoption declaring weeds and accumulation of fuels on identified properties as a public nuisance. Annually, the Fire Department inspects all parcels within its service boundaries for compliance with its weed abatement program. The parcels listed in Exhibit “A” in the attached Resolution were determined to be non-compliant with 244 lots deemed a public nuisance.

A formal notice is sent to property owners following adoption of the attached Resolution.

In accordance with the comprehensive weed abatement procedures set forth in the Health and Safety Code, a public meeting is scheduled for May 23rd, 2024, to consider any objections by affected property owners. All parcels not corrected shall be placed on a list for abatement. Costs of abatement plus administrative expenses are placed as an assessment on each parcel’s property tax bill.

FISCAL IMPACT:

None. The costs of abatement are paid by the affected property owner. Administrative expenses are recovered by imposing a \$100.00 service charge per affected property.

PREPARED BY: Scott Young

1st List for WEED ABATEMENT 4-25-2024 SMCS D BOD

	APN	STREET_1		EST_ACRES		
1	021-012-001	SAN BUENAVENTURA	WY	0.68	SMIG	CR
2	021-013-043	L	ST	4.85	SMIG	REC
3	021-051-017			0.28	SMIG	REC
4	021-051-020			0.23	SMIG	REC
5	021-051-022			1.72	SMIG	REC
6	021-071-001			3.4	SMIG	AG REC
7	021-071-004	MISSION	ST	2.32	SMIG	REC
8	021-071-008	MISSION	ST	23.17	SMIG	RSF
9	021-071-010	MISSION	ST	19.62	SMIG	CR CS
10	021-071-011	MISSION	ST	2.25	SMIG	IND
11	021-071-013	MISSION	ST	0.23	SMIG	CR
12	021-071-015	MISSION	ST	0.46	SMIG	CR
13	021-071-016	MISSION	ST	0.49	SMIG	CR
14	021-071-017	MISSION	ST	0.18	SMIG	RSF
15	021-091-007	MISSION	ST	0.19	SMIG	RSF
16	021-091-008	MISSION	ST	0.23	SMIG	RSF
17	021-091-010	MISSION	ST	0.22	SMIG	RMF
18	021-091-016	MISSION	ST	0.29	SMIG	RMF
19	021-092-002	17TH	ST	0.2	SMIG	RMF
20	021-111-009			0.28	SMIG	RMF
21	021-111-012	MISSION	ST	0.18	SMIG	RMF
22	021-111-014	MISSION	ST	0.23	SMIG	RMF
23	021-112-002	16TH	ST	0.19	SMIG	RMF
24	021-121-002	K	ST	0.28	SMIG	RMF
25	021-121-004	K	ST	0.19	SMIG	RMF
26	021-121-008	K	ST	0.28	SMIG	CR
27	021-122-005	K	ST	0.17	SMIG	CR
28	021-122-008	K	ST	0.18	SMIG	RMF
29	021-122-012	L	ST	0.38	SMIG	RMF
30	021-122-015	K	ST	0.3	SMIG	RMF
31	021-122-019	L	ST	0.2	SMIG	RMF
32	021-122-021	K	ST	0.26	SMIG	RMF
33	021-122-022	15TH	ST	0.42	SMIG	RMF
34	021-122-023	L	ST	0.3	SMIG	RMF
35	021-122-024	L	ST	0.27	SMIG	RMF
36	021-122-025	L	ST	0.27	SMIG	CR
37	021-131-004	L	ST	0.08	SMIG	CR
38	021-131-011	MISSION	ST	0.63	SMIG	CR
39	021-131-012	L	ST	0.12	SMIG	RSF
40	021-131-016	MISSION	ST	0.23	SMIG	RSF
41	021-131-018	MISSION	ST	0.21	SMIG	RSF
42	021-131-020	15TH	ST	0.18	SMIG	RSF
43	021-131-023	MISSION	ST	0.18	SMIG	RMF
44	021-131-025	16TH	ST	0.17	SMIG	RMF
45	021-131-029	L	ST	0.27	SMIG	RMF

1st List for WEED ABATEMENT 4-25-2024 SMCS D BOD

	APN	STREET_1		EST_ACRES		
46	021-141-006	MISSION	ST	0.18	SMIG	RMF
47	021-141-007	MISSION	ST	0.27	SMIG	RMF
48	021-141-008	MISSION	ST	0.19	SMIG	RMF
49	021-141-009	MISSION	ST	0.28	SMIG	RMF
50	021-141-010	MISSION	ST	0.27	SMIG	RMF
51	021-141-011	MISSION	ST	0.26	SMIG	CR
52	021-141-013	MISSION	ST	0.09	SMIG	CR
53	021-141-014	MISSION	ST	1.05	SMIG	REC
54	021-141-015	MISSION	ST	0.65	SMIG	REC
55	021-141-016	MISSION	ST	0.24	SMIG	RSF
56	021-141-017	N	ST	0.24	SMIG	RSF
57	021-141-024	MISSION	ST	0.19	SMIG	RSF
58	021-151-043	16TH	ST	0.74	SMIG	PF REC
59	021-151-045	15TH	ST	0.1	SMIG	RMF
60	021-151-055	RIO VIEW	PL	0.27	SMIG	RMF
61	021-152-007	BONITA	PL	0.28	SMIG	RMF
62	021-152-009	POQUITA	LN	0.39	SMIG	CR
63	021-152-010	POQUITA	LN	0.09	SMIG	CR
64	021-152-011	POQUITA	LN	0.08	SMIG	CR
65	021-152-014	POQUITA	LN	0.09	SMIG	CR
66	021-152-015	POQUITA	LN	0.18	SMIG	RSF
67	021-152-018	15TH	ST	0.13	SMIG	RSF
68	021-152-019	15TH	ST	0.16	SMIG	RSF
69	021-152-020	15TH	ST	0.22	SMIG	RSF
70	021-152-021	15TH	ST	0.23	SMIG	RSF
71	021-152-026	BONITA	PL	0.26	SMIG	RSF
72	021-152-027	BONITA	PL	0.16	SMIG	RSF
73	021-152-028	BONITA	PL	0.42	SMIG	RSF
74	021-152-041	16TH	ST	0.18	SMIG	RSF
75	021-153-005	ALDO	WY	0.16	SMIG	CR
76	021-153-006	ALDO	WY	0.66	SMIG	CR
77	021-153-010	ARMAND	AV	0.43	SMIG	CR
78	021-153-013	ARMAND	AV	0.39	SMIG	CR
79	021-153-018	TIELO	ST	0.42	SMIG	CR
80	021-153-029	TIELO	ST	0.12	SMIG	CR
81	021-153-033	CRISPIN	AV	0.18	SMIG	CR
82	021-153-034	CRISPIN	AV	0.28	SMIG	CR
83	021-153-038	ALDO	WY	0.11	SMIG	CR
84	021-153-041	ALDO	WY	0.09	SMIG	CR
85	021-153-042	CRISPIN	AV	0.18	SMIG	CR
86	021-153-044	CRISPIN	AV	0.28	SMIG	CR
87	021-153-046	CRISPIN	AV	0.18	SMIG	RSF
88	021-153-048	BONITA	PL	0.19	SMIG	RSF
89	021-153-053	16TH	ST	0.36	SMIG	RSF
90	021-155-005	CAMINO DEL SOL		0.14	SMIG	RSF

1st List for WEED ABATEMENT 4-25-2024 SMCS D BOD

	APN	STREET_1		EST_ACRES		
91	021-156-001	CAMINO DEL SOL		0.26	SMIG	RSF
92	021-157-016	ARMAND	AV	0.15	SMIG	RSF
93	021-157-017	ARMAND	AV	0.28	SMIG	RSF
94	021-157-040	ARMAND	AV	0.13	SMIG	RSF
95	021-157-041	ALDO	WY	0.14	SMIG	RSF
96	021-157-042	BENEDICT	ST	0.24	SMIG	RSF
97	021-158-012	VERDE	PL	0.17	SMIG	RSF
98	021-158-013			0.2	SMIG	RSF
99	021-161-002	K	ST	0.16	SMIG	RSF
100	021-161-005	K	ST	0.17	SMIG	RSF
101	021-162-001	K	ST	0.17	SMIG	RSF
102	021-162-004	K	ST	0.19	SMIG	RSF
103	021-162-005	K	ST	0.21	SMIG	RSF
104	021-162-006	K	ST	0.19	SMIG	RSF
105	021-162-007	14TH	ST	0.29	SMIG	RSF
106	021-162-008	L	ST	0.3	SMIG	RSF
107	021-162-010	L	ST	0.24	SMIG	RSF
108	021-162-011	L	ST	0.25	SMIG	RSF
109	021-162-012	14TH	ST	0.15	SMIG	RSF
110	021-162-013	K	ST	0.14	SMIG	RSF
111	021-162-015	L	ST	0.24	SMIG	RSF
112	021-162-016	L	ST	0.18	SMIG	RSF
113	021-162-017	L	ST	0.19	SMIG	RSF
114	021-171-003	L	ST	0.2	SMIG	RSF
115	021-171-008	14TH	ST	0.2	SMIG	RSF
116	021-171-011	MISSION	ST	0.18	SMIG	RSF
117	021-171-012	MISSION	ST	0.23	SMIG	RSF
118	021-171-013	MISSION	ST	0.17	SMIG	RSF
119	021-171-019	MISSION	ST	0.19	SMIG	RSF
120	021-171-022	14TH	ST	0.19	SMIG	RSF
121	021-171-024	L	ST	0.1	SMIG	RSF
122	021-181-001	N	ST	0.2	SMIG	RSF
123	021-181-008	N	ST	0.55	SMIG	CR
124	021-181-011	N	ST	0.18	SMIG	CR
125	021-192-011	BONITA	PL	0.15	SMIG	CR
126	021-192-022	RIVER	RD	0.12	SMIG	CR
127	021-192-023	RIVER	RD	0.19	SMIG	RSF
128	021-193-002	VERDE	PL	0.18	SMIG	RSF
129	021-193-007	BONITA	PL	1.6	SMIG	PF
130	021-193-014	VERDE	PL	0.18	SMIG	RSF
131	021-193-019	VERDE	PL	0.18	SMIG	RSF
132	021-194-017	VERDE	PL	0.17	SMIG	RSF
133	021-194-018	VERDE	PL	0.57	SMIG	PF RSF
134	021-194-019	RIO VISTA	PL	0.17	SMIG	RSF
135	021-194-020	RIO VISTA	PL	0.13	SMIG	RSF

1st List for WEED ABATEMENT 4-25-2024 SMCS D BOD

	APN	STREET_1		EST_ACRES		
136	021-194-023	RIO VIEW	PL	0.14	SMIG	RSF
137	021-194-025	RIVER	RD	2.07	SMIG	PF
138	021-194-026	RIVER	RD	1.28	SMIG	CR
139	021-195-001	RIO VIEW	PL	1.1	SMIG	CR
140	021-195-006	RIO VISTA	PL	0.43	SMIG	CR
141	021-195-007	15TH	ST	0.09	SMIG	CR
142	021-201-002	K	ST	0.08	SMIG	CR
143	021-201-004	K	ST	0.08	SMIG	CR
144	021-201-012	K	ST	0.08	SMIG	CR
145	021-202-001	K	ST	0.08	SMIG	CR
146	021-202-003	K	ST	0.08	SMIG	CR
147	021-202-005	K	ST	0.08	SMIG	CR
148	021-202-007	14TH	ST	0.08	SMIG	CR
149	021-202-012	L	ST	0.08	SMIG	CR
150	021-202-016	K	ST	0.07	SMIG	CR
151	021-202-019	K	ST	0.2	SMIG	RSF
152	021-211-002	L	ST	0.17	SMIG	RSF
153	021-211-010	MISSION	ST	0.12	SMIG	RSF
154	021-211-011	MISSION	ST	0.13	SMIG	RSF
155	021-211-012	MISSION	ST	0.14	SMIG	RSF
156	021-211-016	MISSION	ST	0.14	SMIG	RSF
157	021-211-018	13TH	ST	0.14	SMIG	RSF
158	021-221-042			17.67	SMIG	AG RS
159	021-231-004	N	ST	4.12	SMIG	IND
160	021-231-005	14TH	ST	2.66	SMIG	IND
161	021-231-007			0.21	SMIG	IND
162	021-231-013			2.24	SMIG	RSF
163	021-231-017	12TH	ST	4.66	SMIG	REC
164	021-231-018	12TH	ST	4.38	SMIG	RSF
165	021-231-024	N	ST	2.02	SMIG	REC
166	021-231-025	N	ST	0.14	SMIG	RSF
167	021-231-026	N	ST	0.24	SMIG	RSF
168	021-231-027	N	ST	0.22	SMIG	RSF
169	021-231-028	12TH	ST	0.12	SMIG	RSF
170	021-231-032	N	ST	0.15	SMIG	RSF
171	021-231-033	12TH	ST	0.12	SMIG	RSF
172	021-231-035	N	ST	0.12	SMIG	RSF
173	021-231-038	12TH	ST	0.15	SMIG	RSF
174	021-231-041	N	ST	0.15	SMIG	RSF
175	021-241-001	RIVER	RD	0.15	SMIG	RSF
176	021-241-008	11TH	ST	0.17	SMIG	RSF
177	021-241-020	12TH		0.18	SMIG	RSF
178	021-241-028	12TH	ST	0.14	SMIG	RSF
179	021-241-033	11TH	ST	10.38	SMIG	RSF
180	021-242-001	VERDE	PL	1.01	SMIG	RSF

1st List for WEED ABATEMENT 4-25-2024 SMCS D BOD

	APN	STREET_1		EST_ACRES		
181	021-242-006	RIO MESA CIR		0.96	SMIG	RSF
182	021-242-015	RIO MESA CIR		16.15	SMIG	REC
183	021-242-023	RIVER	RD	0.48	SMIG	REC
184	021-242-024	RIVER	RD	0.51	SMIG	REC
185	021-242-029	VERDE	PL	0.17	SMIG	RMF
186	021-242-030	AVENIDA VISTA		0.17	SMIG	RMF
187	021-242-044	VERDE	PL	0.32	SMIG	RMF
188	021-251-001	K	ST	1.27	SMIG	RMF
189	021-252-002			0.25	SMIG	RMF
190	021-252-004			1.38	SMIG	RMF
191	021-252-006	L	ST	5.51	SMIG	CR-REC
192	021-252-009	12TH	ST	0.18	SMIG	RMF
193	021-252-011	K	ST	0.35	SMIG	RMF
194	021-261-001	13TH	ST	0.18	SMIG	RMF
195	021-261-003	L	ST	0.27	SMIG	RMF
196	021-261-004	L	ST	0.27	SMIG	RMF
197	021-261-005	L	ST	2.33	SMIG	RMF
198	021-261-014	MISSION	ST	6.66	SMIG	RMF
199	021-261-020	MISSION	ST	0.43	SMIG	RMF
200	021-261-021	MISSION	ST	0.31	SMIG	RMF
201	021-271-001	K	ST	0.3	SMIG	RMF
202	021-271-003	K	ST	0.48	SMIG	RMF
203	021-271-010	K	ST	0.04	SMIG	RMF
204	021-272-009	L	ST	0.03	SMIG	RMF
205	021-272-016	K	ST	0.01	SMIG	RMF
206	021-272-020	L	ST	0.17	SMIG	RMF
207	021-272-024	L	ST	0.82	SMIG	CS
208	021-272-025	L	ST	0.16	SMIG	CS
209	021-272-026	L	ST	0.15	SMIG	CS
210	021-281-007	L	ST	0.26	SMIG	CS
211	021-281-011	MISSION	ST	0.74	SMIG	CS
212	021-281-012	MISSION	ST	0.23	SMIG	CS
213	021-281-019	L	ST	0.66	SMIG	RMF
214	021-281-021	L	ST	0.22	SMIG	CS
215	021-291-001	N	ST	8.07	SMIG	RMF
216	021-291-002	N	ST	0.12	SMIG	RSF
217	021-291-004	N	ST	0.08	SMIG	RSF
218	021-291-011	N	ST	0.08	SMIG	RSF
219	021-291-012	12TH	ST	0.1	SMIG	RSF
220	021-291-013	N	ST	0.08	SMIG	RSF
221	021-301-004	K	ST	0.06	SMIG	RSF
222	021-301-006	K	ST	2.47	SMIG	RSF
223	021-302-006	L	ST	2.11	SMIG	RSF
224	021-302-008	L	ST	0.25	SMIG	CS
225	021-302-010			0.16	SMIG	CS

1st List for WEED ABATEMENT 4-25-2024 SMCS D BOD

	APN	STREET_1		EST_ACRES		
226	021-302-014	L	ST	0.21	SMIG	CS
227	021-302-015	L	ST	3.09	SMIG	IND
228	021-302-016	K	ST	0.17	SMIG	RMF
229	021-311-003	L	ST	0.21	SMIG	RMF
230	021-311-010	11TH	ST	0.13	SMIG	RSF
231	021-311-011	L	ST	0.16	SMIG	RSF
232	021-311-014	MISSION	ST	0.18	SMIG	RSF
233	021-322-005	10TH	ST	0.17	SMIG	RSF
234	021-322-009	9TH	ST	0.32	SMIG	RSF
235	021-322-011			0.11	SMIG	RSF
236	021-322-012	L	ST	0.11	SMIG	RSF
237	021-322-013	L	ST	0.17	SMIG	RSF
238	021-322-014	L	ST	0.16	SMIG	RSF
239	021-322-015	L	ST	0.18	SMIG	RSF
240	021-323-001	9TH	ST	0.16	SMIG	RSF
241	021-323-004	9TH	ST	0.17	SMIG	RSF
242	021-331-001	L	ST	0.25	SMIG	RSF
243	021-331-019	MISSION	ST	0.17	SMIG	RSF
244	021-331-034	L	ST	0.11	SMIG	RMF
245	021-341-005	L	ST	0.11	SMIG	RMF
246	021-341-006	SAN LUIS OBISPO	RD	0.11	SMIG	RMF
247	021-351-001	MISSION	ST	0.11	SMIG	RMF
248	021-351-002	MISSION	ST	0.1	SMIG	RMF
249	021-351-003	MISSION	ST	0.11	SMIG	RMF
250	021-351-004			0.15	SMIG	RMF
251	021-351-006	MISSION	ST	0.36	SMIG	RMF
252	021-351-008			0.13	SMIG	RMF
253	021-352-001	SLO MONTEREY	RD	0.15	SMIG	RMF
254	021-361-001	NEEDS ROAD NAME		0.15	SMIG	RMF
255	021-361-002	NEEDS ROAD NAME		0.1	SMIG	RMF
256	021-361-010	SOKA	WY	0.11	SMIG	RMF
257	021-362-001	WIMER	WY	0.11	SMIG	RMF
258	021-362-006	MAKEWE AVE		0.13	SMIG	RSF
259	021-362-007	CHICK	LN	0.12	SMIG	RSF
260	021-362-008	CHICK	LN	0.22	SMIG	RSF
261	021-362-016	WIMER	WY	0.58	SMIG	RSF
262	021-362-018	WIMER	WY	0.91	SMIG	RMF
263	021-362-019	WIMER	WY	0.16	SMIG	RSF
264	021-363-002	MAKEWE AVE		0.11	SMIG	RSF
265	021-363-003	MAKEWE AVE		0.11	SMIG	RSF
266	021-363-009	MAKEWE AVE		0.11	SMIG	RSF
267	021-363-010	CATALA	WY	0.11	SMIG	RSF
268	021-363-011	CATALA	WY	0.1	SMIG	RSF
269	021-363-015	CATALA	WY	0.11	SMIG	RSF
270	021-363-033	SOKA	WY	0.11	SMIG	RSF

1st List for WEED ABATEMENT 4-25-2024 SMCS D BOD

	APN	STREET_1		EST_ACRES		
271	021-363-037	SOKA	WY	0.11	SMIG	RSF
272	021-371-001	CEMETERY	RD	0.12	SMIG	RSF
273	021-371-002	MONTEREY	RD	0.1	SMIG	RSF
274	021-371-003	MONTEREY	RD	0.1	SMIG	RSF
275	021-371-004			0.12	SMIG	RSF
276	021-371-005			0.11	SMIG	RSF
277	021-381-007	MISSION		0.16	SMIG	RSF
278	021-391-001	10TH	ST	0.16	SMIG	RSF
279	021-401-003	11TH	ST	0.25	SMIG	RSF
280	021-401-008	11TH	ST	0.14	SMIG	RSF
281	021-401-011	LUBOVA	WY	12.85	SMIG	OS RSF
282	021-401-016	11TH	ST	1.45	SMIG	OS RSF
283	021-401-017	11TH	ST	3.13	SMIG	OS
284	021-401-018	LUBOVA	WY	1.91	SMIG	OS RSF
285	027-011-018	MISSION	ST	2.54	NCSAL	RS
286	027-221-002	RIVER	RD	51.17	NCSAL	MUC
287	027-221-003	MISSION	LN	29.27	NCSAL	AG
288	027-221-008	OAK	DR	1.03	SMIG	RS
289	027-221-009	SAN PABLO	DR	1.02	SMIG	RS
290	027-221-011	SAN PABLO	DR	1.69	SMIG	RS
291	027-221-017	RIVER	RD	1.83	SMIG	RS
292	027-221-023	SAN PABLO	LN	1.01	SMIG	RS
293	027-221-025	MISSION	LN	62.94	NCSAL	AG
294	027-221-028	RIVER	RD	2	SMIG	RS
295	027-221-030			0.92	SMIG	RS
296	027-221-032	SAN PABLO	DR	1.42	SMIG	RS
297	027-221-033	SAN PABLO	DR	1.87	SMIG	RS
298	027-221-036	RIVER	RD	0.95	SMIG	RS
299	027-221-039	MISSION	LN	3.18	SMIG	RS
300	027-221-041	OAK	DR	0.31	SMIG	RS
301	027-221-044	LINDA VISTA	DR	0.94	SMIG	RS
302	027-221-045	MAGDALENA	DR	0.33	SMIG	RS
303	027-221-052	OAK	DR	0.71	SMIG	RS
304	027-221-056	RIVER	RD	4.71	SMIG	RS
305	027-221-061	RIVER	RD	5.1	SMIG	RS
306	027-221-062	OAK	DR	4.37	NCSAL	AG
307	027-221-064	OAK	DR	4.65	NCSAL	AG
308	027-221-065	NO RIVER	RD	5.11	NCSAL	AG
309	027-221-066	NO RIVER	RD	10.33	SMIG	RS
310	027-231-003	MISSION	LN	11.91	SMIG	RS
311	027-231-005	MISSION	LN	26.31	SMIG	RS
312	027-231-018	MISSION	LN	0.87	SMIG	RS
313	027-241-001	RIVER	RD	1.25	SMIG	RS
314	027-241-003	KENNEDY	LN	0.36	SMIG	RS
315	027-241-004	KENNEDY	LN	0.76	SMIG	RS

1st List for WEED ABATEMENT 4-25-2024 SMCS D BOD

	APN	STREET_1		EST_ACRES		
316	027-241-039	OAK	DR	1.13	SMIG	RS
317	027-241-043	RIVER	RD	2.05	SMIG	RS
318	027-241-045	OAK	DR	1.19	SMIG	RS
319	027-241-058	OAK	DR	1.24	SMIG	RS
320	027-241-059	OAK	DR	0.87	SMIG	RS
321	027-241-060	OAK	DR	3.29	SMIG	RS
322	027-241-061	OAK	DR	2.85	SMIG	RS
323	027-251-003	MARTINEZ	DR	1.75	SMIG	RS
324	027-251-004	MAGDALENA	DR	0.75	SMIG	RS
325	027-251-005	MAGDALENA	DR	0.92	SMIG	RS
326	027-251-007	MAGDALENA	DR	0.49	SMIG	RS
327	027-251-008	MAGDALENA	DR	0.37	SMIG	RS
328	027-251-014	MAGDALENA	DR	0.14	SMIG	RS
329	027-251-017	MAGDALENA	DR	0.07	SMIG	RS
330	027-251-019	RIVER	RD	0.15	SMIG	RS
331	027-251-021	MARTINEZ	DR	0.18	SMIG	RS
332	027-251-025	MARTINEZ	DR	0.46	SMIG	RS
333	027-271-004	POWER	RD	0.63	SMIG	RS
334	027-271-034	RIVER	RD	0.65	SMIG	RS
335	027-271-041	RIVER	RD	0.26	SMIG	RS
336	027-272-001	RIVER BLUFFS	LN	0.16	SMIG	RS
337	027-272-002	RIVER BLUFFS	LN	0.3	SMIG	RS
338	027-272-003	RIVER BLUFFS	LN	0.27	SMIG	RS
339	027-272-004	RIVER BLUFFS	LN	0.25	SMIG	RS
340	027-272-008	RIVER BLUFFS	LN	0.15	SMIG	RS
341	027-420-017	INDIAN VALLEY	RD	10.41	NCSAL	AG



RESOLUTION NO. 2024-11

A RESOLUTION OF THE BOARD OF DIRECTORS DECLARING HAZARDOUS WEEDS, A PUBLIC NUISANCE WITHIN THE SAN MIGUEL COMMUNITY SERVICES DISTRICT

WHEREAS, the San Miguel Community Services District (“District”) is a duly formed Community Services District under Government Code Section 61100(t), and has the power to provide protection against fire and risks of fire; and

WHEREAS, pursuant to the authority established in Health and Safety Code Section 14875, *et seq.*, the District may declare hazardous weeds a public nuisance for the purposes of proceeding with a weed abatement program; and

WHEREAS, the District Board of Directors finds that it is in the public interest that hazardous weeds within the District be abated as an aid to fire prevention.

NOW, THEREFORE, BE IT RESOLVED by the Board of Directors of the San Miguel Community Services District as follows:

Section 1. That the articles set forth above are true and correct and are incorporated herein by this reference.

Section 2. That the weeds located on the private properties described in Exhibit “A” attached hereto and incorporated herein by this reference, all of which are located within the District, are hereby declared to be a public nuisance.

Section 3. In accordance with Health and Safety Code Section 14890, the District Fire Chief or His / Her Designee is hereby designated as the person to give the notice, substantially in the form proscribed by Health and Safety Code Section 14892, and 2022 California sections 4906, 4907 to destroy, modify, abate and remove such hazardous weeds and accumulation of fuels.

Section 4. That said nuisance, unless otherwise corrected, shall be abated by the District, and the cost thereof shall be assessed upon the parcels from which said nuisance is abated.

Section 5. That a public meeting shall be held on the proposed abatement of hazardous weeds on May 23rd, 2024 at 6:00 p.m. at the following address: 601 12th Street, San Miguel California, 93451, to provide an opportunity for all property owners having any objections to the proposed removal of such weeds to be heard and given due consideration.

Section 6. That the Fire Chief is hereby authorized and directed to mail notice of the said hearing to the property owners as their names and addresses appear from the last equalized assessment roll as authorized by Health and Safety Code Section 14896.

On the motion of Director _____ seconded by Director _____, and on the following roll call vote:

- AYES:**
- NOES:**
- ABSENT:**
- ABSTAINING:**

The foregoing Resolution is hereby passed and adopted this 25th day of April 2024.

Scott Young
Fire Chief
San Miguel Community Services District

Rod Smiley,
President Board of Directors
San Miguel Community Services District

ATTEST:

APPROVED AS TO FORM AND CONTENT:

Tamara Parent
Board Clerk
San Miguel Community Services District

Douglas L. White, District General Counsel

**San Miguel Community Services District Board Of Director & Groundwater
Sustainability Agency
Staff Report**

April 25, 2024

AGENDA ITEM: 10.1

SUBJECT: Authorize Staff to prepare and deliver a Notice of Public Hearing to consider increasing solid waste collection rates by 3.5% pursuant to Proposition 218. (Approve by 3/5 vote)

SUGGESTED ACTION: Approve RESOLUTION 2024-14 authorizing Staff to prepare and deliver a Notice of Public Hearing to consider increasing all solid waste collection rates by 3.5% pursuant to Proposition 218

DISCUSSION:

Background

San Miguel Garbage Company (“SM Garbage”) and the San Miguel Community Services District (“District”) entered into its most recent franchise agreement (“Agreement”) in 2020 for the provision of solid waste services to District residents. This year, SM Garbage is requesting an 3.5% increase across all residential solid waste collection rates. This increase is comprised of a 3.5% Consumer Price Index (“CPI”) increase as allowed in the current Agreement to cover escalating operational cost which are outside SM Garbage control. The proposed resolution authorizes District staff to send notice to customers affected by the proposed rate increase, pursuant to Proposition 218.

Discussion

Proposition 218 established substantive and procedural requirements for a public agency increasing property related fees and charges. “Fee” under Proposition 218 means “any levy other than an ad valorem tax, a special tax, or an assessment, imposed by an agency upon a parcel or upon a person as an incident of property ownership, including a user fee or charge for a property related service.”^[1] Solid waste collection and disposal rates are deemed fees under the above definition.^[2] Proposition 218’s requirements apply to fees charged by a local government to provide solid waste collection services.

The District and SM Garbage entered into the franchise agreement in 2020 for the provision of solid waste collection within the District. Under the Agreement, the District Board of Directors (“Board”) must establish rates for the solid waste collection services provided by SM Garbage. The solid waste collection rate increases are subject to the procedural and substantive requirements of Proposition 218 because the District retains control of the rates.

Documentation provided by SM Garbage demonstrates a rise in the costs related to residential solid waste collection and disposal services. The proposed increase is necessary for SM Garbage to fund the cost of solid waste collection and disposal services.

The proposed rates reflect an 3.5% increase in all user rates. Under the Agreement, SM Garbage may collect a reasonable return for providing solid waste collection services. Allowable SM Garbage profit on expenses is calculated using targeted operating ratio of ninety-two percent (92%), with a range of ninety percent (90%) to ninety-four percent (94%).

The proposed increase is directly related to increased operating expenses. SM Garbage’s statement of income for residential services shows a net income of 4.61%. The proposed increase raises rates 3.5% to cover the shortfall and the increased operating costs.

Proposition 218 Substantive Requirements

Property-related fees must comply with the following substantive provisions of Proposition 218:

1. Revenues derived from the fee must not exceed the funds required to provide the property-related service;
2. Revenues derived from the fee must not be used for any purpose other than that for which the fee is imposed;
3. The amount of a fee imposed upon any parcel or person as an incident of property ownership must not exceed the proportional cost of the service attributable to the parcel;
4. The fee may not be imposed for a service unless the service is actually used by, or immediately available to, the owner of the property subject to the fee;
5. No fee or charge may be imposed for general governmental services, such as police, fire, ambulance, or libraries, where the service is available to the public in substantially the same manner as it is to property owners.

Procedural Requirements

To begin the Proposition 218 process, the District must first provide notice of the proposed increase to the affected customers by mail. The notice must state the amount of the fee to be imposed; the basis upon which the fees were calculated; a statement regarding the reason for the increase; and the date, time and location of the public hearing where the Board will consider the increase. The notice must be sent, in this case, to the customers of record, and versions of the notice must be in English and Spanish. Pursuant to Government Code section 53755, the notice may be given by including it in the agency’s regular billing statement. Notably, SM Garbage must pay the costs associated with providing notice under section 9.6 of the Agreement.

[1] Cal. Const., art. 13D, § 2.

[2] Cal. Const., art. 13D, § 6(c).

FISCAL IMPACT:

The cost of preparing and sending Proposition 218 notices must be paid by San Miguel Garbage.

PREPARED BY: Kelly Dodds



San Miguel Community Services District
1765 Bonita Pl, P.O. Box 180, San Miguel, CA. 93451
805-467-3388 – Fax 805-467-9212
www.sanmiguelcsd.org

NOTICE OF PUBLIC HEARING REGARDING PROPOSED SOLID WASTE RATE INCREASES

Property Owner/Customer:

This notice is intended to inform you that the San Miguel Community Services District (SMCSD) will hold a Public Hearing regarding the proposed rate increase by San Miguel Garbage Company for customers receiving solid waste, recycling, and green waste services within the District. The proposed rate increases will be considered by the District Board of Directors at the Date, time and location specified below.

Consistent with the requirements of Proposition 218, this notice provides you with the following information:

1. Date, time and location of the public hearing;
2. The amount of proposed increases;
3. Reason for the basis upon which the amount of the proposed increases were calculated;
4. How to protest the proposed increases.

Notice of Public Hearing

The Public Hearing of the proposed rate increase will be held on:

Date: June 27th 2024

Time: 6:00 P.M.

Place: 601 12th St., San Miguel, California 93451

If adopted by the District Board of Directors, the proposed increase will become effective July 1, 2024. The proposed rates are attached to this notice.

Reasons for the Proposed Rate Increases:

The proposed rate increases are necessary for the San Miguel Garbage Company to continue to provide safe, environmentally sound, and reliable solid waste, recycling, and green waste collection, transportation and disposal or processing services to the citizens within the San Miguel Community District. Several factors have contributed to these increased costs, including but not limited to: the continued rise in fuel, labor, insurance, recycling fees, disposal fees, and the majority of all other operating expenses.

Basis for the Proposed Rate Increases:

The proposed residential rate increase of 3.5% is based on the following:

A 3.5% change in Consumer Price Index (CPI). The Franchise Agreement between the San Miguel Community Services District (SMCSD) and San Miguel Garbage Company permits an annual increase for solid waste collection rates based on the change in Consumer Price Index (CPI).

How to Protest proposed rate increase?

Pursuant to Section 6 of Article XIII D of the California Constitution, the following persons may submit a written protest against the Proposed Rate Increase to the District Board Clerk before the close of the Public Hearing referenced above:

- An owner(s) of property (parcel(s)) receiving Solid Waste service within the District's boundary. If the person(s) signing the protest, as an owner, is not shown on the last equalized assessment roll as the owner of the parcel(s) then the protest must contain or be accompanied by written evidence that such person signing the protest is the owner of the parcel(s) receiving solid waste service; and
- A Tenant(s) whose name appears on the Garbage Company's records as the customer of record for the corresponding parcel receiving Solid Waste services, service within the District's boundary (tenant-customer)

A valid written protest must contain a statement that you protest the increase in Solid Waste rates, the address, and Assessor's Parcel Number (APN) of the parcel or parcels which receive Solid Waste services and must be signed by either the owner or tenant-customer of the said parcel or parcels. One (1) written protest per parcel shall be counted in calculating a majority protest to the proposed Solid Waste rate increase subject to the requirements pursuant to Section 6 of Article XIII D of the California Constitution. Written protest will not be accepted by e-mail or by facsimile. Verbal protest will not be counted in determining the existence of a majority protest. To be counted, a protest must be received in writing by the District Board Clerk before the close of the Public Hearing referenced above.

Written protests regarding the Solid Waste increases may be mailed to:

San Miguel Community Services District
P.O. Box 180
San Miguel, CA. 93451

Written protests may also be personally delivered to the District Board Clerk at the San Miguel Community Services District Office located at 1765 Bonita Pl, San Miguel CA. 93451. If valid written protests are presented by the majority of owners and/or tenant-customers of parcels receiving Solid Waste services within the District's boundary, then the District will not adjust/increase the Solid Waste rates. Only one protest per parcel will be counted in determining whether or not a majority protest exists.

Questions:

Please review at the District website www.sanmiguelcsd.org, or contact San Miguel Garbage Company at (805)467-9283, for more information.

Attachments:

Proposed rates effective July 1, 2024.

Ballot Form



Distrito de Servicios Comunitarios de San Miguel
1765 Bonita Pl, P.O. Box 180, San Miguel, CA. 93451
805-467-3388 – Fax 805-467-9212
www.sanmiguelcsd.org

AVISO DE AUDIENCIA PÚBLICA SOBRE LOS AUMENTOS PROPUESTOS DE LA TARIFA DE RESIDUOS SÓLIDOS

Propietario/Cliente:

Este aviso tiene la intención de informarle que el Distrito de Servicios Comunitarios de San Miguel (SMCSD) llevará a cabo una audiencia pública sobre el aumento de tarifas propuesto por San Miguel Garbage Company para los clientes que reciben servicios de desechos sólidos, reciclaje y desechos verdes dentro del Distrito. Los aumentos de tarifas propuestos serán considerados por la Junta Directiva del Distrito en la fecha, hora y lugar especificados a continuación.

De acuerdo con los requisitos de la Proposición 218, este aviso le proporciona la siguiente información:

1. Fecha, hora y lugar de la audiencia pública;
2. La cantidad de los aumentos propuestos;
3. Razón de la base sobre la que se calculó la cantidad de los aumentos propuestos;
4. Cómo protestar por los aumentos propuestos.

Aviso de audiencia pública

La audiencia pública del aumento de tarifa propuesto se llevará a cabo en:

Fecha: 27 de junio de 2024

Hora: 6:00 P.M.

Lugar: 601 12th St., San Miguel, California 93451

Si es adoptado por la Junta Directiva del Distrito, el aumento propuesto entrará en vigencia el 1 de julio de 2024. Las tarifas propuestas se adjuntan a este aviso.

Razones para los aumentos de tarifas propuestos:

Los aumentos de tarifas propuestos son necesarios para que la Compañía de Basura de San Miguel continúe brindando servicios seguros, ambientalmente racionales y confiables de recolección de desechos sólidos, reciclaje y recolección, transporte y eliminación o procesamiento de desechos verdes a los ciudadanos dentro del Distrito Comunitario de San Miguel. Varios factores han contribuido a estos mayores costos, que incluyen, entre otros: el aumento continuo de combustible, mano de obra, seguros, tarifas de reciclaje, tarifas de eliminación y la mayoría de todos los demás gastos operativos.

Base para los aumentos de tarifas propuestos:

El aumento propuesto de la tarifa residencial del 3.5% se basa en lo siguiente:

Un cambio del 3.5% en el Índice de Precios al Consumidor (IPC). El Acuerdo de Franquicia entre el Distrito de Servicios Comunitarios de San Miguel (SMCSD) y San Miguel Garbage Company permite un aumento anual para las tarifas de recolección de residuos sólidos basado en el cambio en el Índice de Precios al Consumidor (IPC).

¿Cómo protestar por el aumento de tarifas propuesto?

De conformidad con la Sección 6 del Artículo XIII D de la Constitución de California, las siguientes personas pueden presentar una protesta por escrito contra el Aumento de Tarifas Propuesto al Secretario de la Junta de Distrito antes del cierre de la Audiencia Pública mencionada anteriormente:

- Un propietario (s) de propiedad (parcela(s)) que recibe el servicio de Residuos Sólidos dentro de los límites del Distrito. Si la(s) persona(s) que firma(n) la protesta, como propietario, no figura en la última lista de evaluación igualada como propietaria de la(s) parcela(s), entonces la protesta debe contener o ir acompañada de evidencia escrita de que dicha persona que firma la protesta es la propietaria de la(s) parcela(s) que recibe(n) el servicio de agua; y
- Un inquilino (s) cual su nombre aparece en los registros de la Compañía de Basura como el cliente registrado para la parcela correspondiente que recibe servicios de desechos sólidos, servicio dentro de los límites del Distrito (inquilino-cliente)

Una protesta válida por escrito debe contener una declaración de que usted protesta por el aumento en las tarifas de Residuos Sólidos, la dirección y el Número de Parcela del Asesor (APN) de la parcela o parcelas que reciben servicios de Residuos Sólidos y debe estar firmada por el propietario o inquilino-cliente de dicha parcela o parcelas. Una (1) protesta escrita por paquete se contará en el cálculo de una protesta mayoritaria al aumento propuesto de la tarifa de residuos sólidos sujeto a los requisitos de conformidad con la Sección 6 del Artículo XIII D de la Constitución de California. No se aceptará una protesta por escrito por correo electrónico o fax. La protesta verbal no se contará para determinar la existencia de una protesta mayoritaria. Para ser contada, una protesta debe ser recibida por escrito por el secretario de la Junta de Distrito antes del cierre de la Audiencia Pública mencionada anteriormente.

Las protestas por escrito con respecto a los aumentos de residuos sólidos pueden enviarse por correo a:
Distrito de Servicios Comunitarios de San Miguel
Apartado de correos 180
San Miguel, CA 93451

Las protestas por escrito también pueden ser entregadas personalmente al Secretario de la Junta de Distrito en la Oficina del Distrito de Servicios Comunitarios de San Miguel ubicada en 1765 Bonita Pl, San Miguel CA. 93451. Si la mayoría de los propietarios y/o inquilinos-clientes de parcelas que reciben servicios de Residuos Sólidos presentan protestas válidas por escrito dentro de los límites del Distrito, entonces el Distrito no ajustará/aumentará las tasas de Residuos Sólidos. Solo se contará una protesta por paquete para determinar si existe o no una protesta mayoritaria.

Preguntas:

Por favor revise en el sitio web del Distrito www.sanmiguelcsd.org, o comuníquese con San Miguel Garbage Company al (805) 467-9283, para obtener más información.

Accesorios:

Tarifas propuestas vigente a partir del 1 de julio de 2024.

Formulario de boleta

		Current	Proposed	IWMA	Proposed
		Total Charges to	Solid Waste	Fee	Total Charges to
		Customer	Rate	4.4%	Customer
RESIDENTIAL CAN SERVICE					
35 GAL	monthly	\$34.13	\$33.83	\$1.49 =	\$35.32
64 GAL	monthly	\$53.80	\$53.33	\$2.35 =	\$55.68
96 GAL	monthly	\$72.88	\$72.25	\$3.18 =	\$75.43

All can rates based on standard garbage cans 35 gallon or smaller with 50-pound weight limit.
 Cans must be readily accessible.

CAN SERVICE MISCELLANEOUS

Stickers	per sticker	\$3.25	\$3.22	\$0.14 =	\$3.36
Re-Delivery Cans	per occurrence	\$34.68	\$34.38	\$1.51 =	\$35.89
Go Back Residential	per occurrence	\$7.23	\$7.17	\$0.32 =	\$7.49
					plus add additional mileage fee per mile
Walk-In Fee Service - Truck does not leave road & worker must walk in yard	per occurrence	\$3.46	\$3.43	\$0.15 =	\$3.58
2nd Recycle or Greenwaste Cart per Month	per cart monthly	\$7.03	\$6.97	\$0.31 =	\$7.28

Carts are the property of the garbage company & must be returned when service is stopped or cancelled.
 If cart is not returned the company may impose the appropriate fee to the customer for each cart not returned.

Missing Cart - 35 GAL	per cart	\$54.61	\$54.14	\$2.38 =	\$56.52
Missing Cart - 64 GAL	per cart	\$71.85	\$71.23	\$3.13 =	\$74.36
Missing Cart - 96 GAL	per cart	\$97.72	\$96.88	\$4.26 =	\$101.14

COMMERCIAL CONTAINER SERVICE For solid waste, recycle or greenwaste material (each charged separately)

1 YARD	1X WK	monthly	NO CHANGE	\$96.53	\$4.25 =	\$100.78
	2X WK	monthly	NO CHANGE	\$149.62	\$6.58 =	\$156.20
	3X WK	monthly	NO CHANGE	\$209.47	\$9.22 =	\$218.69
1.5 YARD	1X WK	monthly	NO CHANGE	\$108.01	\$4.75 =	\$112.76
	2X WK	monthly	NO CHANGE	\$167.42	\$7.37 =	\$174.79
	3X WK	monthly	NO CHANGE	\$234.39	\$10.31 =	\$244.70
2 YARD	1X WK	monthly	NO CHANGE	\$118.89	\$5.23 =	\$124.12
	2X WK	monthly	NO CHANGE	\$184.28	\$8.11 =	\$192.39
	3X WK	monthly	NO CHANGE	\$258.00	\$11.35 =	\$269.35
3 YARD	1X WK	monthly	NO CHANGE	\$159.07	\$7.00 =	\$166.07
	2X WK	monthly	NO CHANGE	\$246.56	\$10.85 =	\$257.41
	3X WK	monthly	NO CHANGE	\$345.18	\$15.19 =	\$360.37
4 YARD	1X WK	monthly	NO CHANGE	\$212.08	\$9.33 =	\$221.41
	2X WK	monthly	NO CHANGE	\$328.73	\$14.46 =	\$343.19
	3X WK	monthly	NO CHANGE	\$460.22	\$20.25 =	\$480.47
6 YARD	1X WK	monthly	NO CHANGE	\$318.18	\$14.00 =	\$332.18
	2X WK	monthly	NO CHANGE	\$493.18	\$21.70 =	\$514.88
	3X WK	monthly	NO CHANGE	\$690.46	\$30.38 =	\$720.84

Every other week rate is the same as 1X WK rate.
 Additional days per week are as follows: 4X WK multiply 3X WK rate by 1.3 5X WK multiply 4X WK rate by 1.25

COMMERCIAL EXTRA PICKUP + PER MILE TRIP CHARGE * For solid waste, recycle or greenwaste (each charged separately)

1 YARD	per occurrence	NO CHANGE	\$23.78	\$1.05 =	\$24.83
1.5 YARD	per occurrence	NO CHANGE	\$26.70	\$1.17 =	\$27.87
2 YARD	per occurrence	NO CHANGE	\$29.60	\$1.30 =	\$30.90
3 YARD	per occurrence	NO CHANGE	\$39.21	\$1.73 =	\$40.94
4 YARD	per occurrence	NO CHANGE	\$52.28	\$2.30 =	\$54.58
6 YARD	per occurrence	NO CHANGE	\$80.80	\$3.56 =	\$84.36

		Current	Proposed	IWMA	Proposed
		Total Charges to	Solid Waste	Fee	Total Charges to
		Customer	Rate	4.4%	Customer
COMMERCIAL SERVICE MISCELLANEOUS					
* Trip Charge per Mile	per occurrence	NO CHANGE	\$5.95	\$0.26 =	\$6.21
Delivery Fee & Re-Delivery Containers	per occurrence	NO CHANGE	\$36.17	\$1.59 =	\$37.76
Extra Material less than 1 yard	per occurrence	NO CHANGE	\$17.59	\$0.77 =	\$18.36
Extra Material per yard	per occurrence	NO CHANGE	\$23.78	\$1.05 =	\$24.83
Manual Labor per yard	per occurrence	NO CHANGE	\$23.81	\$1.05 =	\$24.86
Go Back Commercial	per occurrence	NO CHANGE	\$11.78	\$0.52 =	\$12.30
					plus add additional mileage fee per mile
Lock Bar Set Up	per occurrence	NO CHANGE	\$53.54	\$2.36 =	\$55.88
Lock Bar Set Up Plus Key & Lock	per occurrence	NO CHANGE	\$64.67	\$2.85 =	\$67.52
Unlocking Fee	per occurrence	NO CHANGE	\$2.86	\$0.13 =	\$2.99
Container Exchange Fee	per occurrence	NO CHANGE	\$54.13	\$2.38 =	\$56.51

DRIVE IN-YARD CHARGES

Charged to customers that require the waste collection truck to enter the customers property

In-Yard 100'	monthly	\$14.29	\$14.17	\$0.62 =	\$14.79
In-Yard 1/4 Mile	monthly	\$20.05	\$19.87	\$0.87 =	\$20.74
In-Yard 1 Mile	monthly	\$22.14	\$21.95	\$0.97 =	\$22.92
In-Yard Over 1 Mile	monthly	multiply "In-Yard 1 Mile" rate X total miles			

ADDITIONAL CHARGES

Can Pressure Wash Fee	per occurrence	\$34.68	\$34.38	\$1.51 =	\$35.89
Water Heater	each 2024 N/C White Goods	\$27.01	\$26.78	\$1.18 =	\$27.96
Fridge	each 2024 N/C White Goods	\$33.79	\$33.50	\$1.47 =	\$34.97
Washer/Dryer	each 2024 N/C White Goods	\$27.01	\$26.78	\$1.18 =	\$27.96
Toilet	each	\$10.95	\$10.86	\$0.48 =	\$11.34
Couch	each	\$33.18	\$32.89	\$1.45 =	\$34.34
Mattress or boxspring TWN	each	\$23.96	\$23.75	\$1.05 =	\$24.80
Mattress or boxspring Q-K	each	\$42.62	\$42.25	\$1.86 =	\$44.11
Truck Tires	each	\$23.96	\$23.75	\$1.05 =	\$24.80
Car Tire only	each	\$4.75	\$4.71	\$0.21 =	\$4.92
Car Tire with Rim	each	\$7.31	\$7.25	\$0.32 =	\$7.57
T.V.	CAN NOT TAKE				

All other items not listed call office for rate.

NSF FEES

1ST	\$20.00
2ND	\$30.00
3RD	\$35.00
4TH	\$40.00

RENT-A-BIN (all areas)

2 YARD - 1 PU 1 WEEK	60x43x38	NO CHANGE	\$93.95	\$4.13 =	\$98.08
3 YARD - 1 PU 1 WEEK	72x43x52	NO CHANGE	\$124.08	\$5.46 =	\$129.54
DAILY RENTAL after 1 wk	per day	NO CHANGE	\$3.24	\$0.14 =	\$3.38

For one month rental please call office for rates

RESOLUTION NO. 2024-14

A RESOLUTION OF THE BOARD OF DIRECTORS OF THE SAN MIGUEL COMMUNITY SERVICES DISTRICT AUTHORIZING STAFF TO PREPARE AND DELIVER NOTICE OF A PUBLIC HEARING TO INCREASE SOLID WASTE RATES BY 3.5%, PURSUANT TO PROPOSITION 218

WHEREAS, the San Miguel Community Services District (“District”) provides solid waste collection services through a franchise agreement (“Agreement”) with the San Miguel Garbage Company (“SM Garbage”); and

WHEREAS, the fees for solid waste collection are insufficient to cover the costs of services and provide SM Garbage a reasonable rate of return; and

WHEREAS, the District retains control of the rates charged for solid waste collection under the Agreement; and

WHEREAS, the District must comply with the substantive and procedural requirements of Proposition 218 when increasing solid waste collection fees; and

WHEREAS, the District must deliver notice of the proposed fee increase to customers of record; and

WHEREAS, customers receiving the notice will be provided an opportunity to protest the increase, and, if a majority protest, the District may not implement the rate increase; and

NOW THEREFORE, BE IT RESOLVED, the District Board of Directors does, hereby, authorize District staff to prepare and send notice of a public hearing, pursuant to Proposition 218, to consider increasing solid waste collection rates by 3.5%.

On the motion of Director _____, seconded by Director _____, and on April 25th, 2024 following roll call vote, to wit:

- AYES:**
- NOES:**
- ABSENT:**
- ABSTAINING:**

the foregoing Resolution is hereby passed and adopted this 25th day of April 2024.

Kelly Dodds, General Manager

Rod Smiley, President Board of Directors

ATTEST:

APPROVED AS TO FORM:

Tamara Parent, Board Clerk

Douglas L. White, District General Counsel

**San Miguel Community Services District Board Of Director & Groundwater
Sustainability Agency
Staff Report**

April 25, 2024

AGENDA ITEM: 10.2

SUBJECT: Monthly Financial Reports for March 2024 (Recommend receive and file by Board consensus)

SUGGESTED ACTION:

Please *review, receive and file* the March 2024 Financial Reports.

DISCUSSION:

FISCAL IMPACT:

None

PREPARED BY: Michelle Hido



San Miguel Community Services District MARCH 2024 Financial Report

April 15th, 2024

BOARD ACTION: Review the enumeration of Financial Reports for March 2024

MARCH 2024 Revenue: \$235,849.38

Sales Revenue 72.5%, Property Taxes 13.9%, Franchise Fees 1.9%, Other 11.7%

MARCH 2024 Expenses: \$415,870.33

FIRE DEPT PROJECTS:

Resolution 2021-05: MDCs- Budget: \$20,000.00

MARCH costs: \$0

Project costs to date: \$9,660.33 (48% spent)

Status: In Process

Fire Temporary Housing Unit

MARCH costs: \$5,000.00 Barcus Structural Engineering – THU Engineering

Resolution 2022-21, 22: Budget: \$274,378.95 Escrow amount used: \$140,968.58 (51.38% spent)

Costs not paid through Escrow to date: \$4,238.02

Status: In Process

Total THU Project costs to date: \$145,206.60

Fire Station Remodel- Budget: none

MARCH costs: \$850.00

Project costs to date: \$4,395.34

Status: In Process

Resolution 2023-36: 23-24 Volunteer Fire Capacity Program Grant- Budget: \$34,246.76

MARCH costs: \$25,128.68 Curtis – Turnouts

Project costs to date: \$26,287.19 (76.8% spent)

Status: In Process

UTILITY DEPT PROJECTS:

WWTF Expansion Resolution 2021-20, 32, 2022-43, 2023-21- by SWRCB Order June 2018

MARCH costs: PGE, Avila, Wallace, WSC – Permitting, Engineering \$116,101.85

Project costs to date: \$1,400,796.87

Status: In Process

WWTF Resolution 2021-33,34, 2023-21: MBR- Budget: \$287,590.58/\$8,309,288.94

MARCH costs: – \$0

Project costs to date: \$333,247.20 (116% spent)

Status: In Process

**San Miguel Community Services District
MARCH 2024 Financial Report**

WWTF Resolution 2022-04: WSC – NOI for Permit- Budget: \$50,000.00

MARCH costs: \$0
 Project costs to date: \$21,118.75 (42% spent)
 Status: In Process

WWTF Resolution 2022-67: Recycled Water Pipeline- Budget: \$217,355.00

MARCH costs: WSC – Engineering \$59,236.86
 Project costs to date : \$141160.03 (65% spent)
 Project costs reimbursed by grant to date: \$29,880.34
 Status: In Process

WWTF Resolution 2023-43: Septic to Sewer- Budget: \$15,700.00

MARCH costs: \$825.00
 Project costs to date: \$4,433.75 (28.0% spent)
 Status: In Process

WWTF Resolution 2022-59,2023-44,48,50: Sewer Lining & Manhole- Budget: \$396,500.00

MARCH costs: APS, WSC – Engineering \$3,982.65
 Project costs to date: \$22,288.59 (6% spent)
 Status: In Process

WWTF Resolution 2022-64: 0.65M Tank Inspection & Coating Repair- Budget: \$67,660.00

MARCH costs: \$0
 Project costs to date: \$44,330.00 (66% spent)
 Status: In Process

LEGAL SERVICES

2023/24 LEGAL EXPENSES TO DATE:

Legal bills: Invoice not received in March

BOARD MEETINGS:	\$ 12,827.50
CSD BOARD REQUESTS:	\$ 2,143.00
FIRE:	\$ 3,417.50
GENERAL CSD/ADMIN:	\$ 11,283.73
GENERAL HR AND HR CONTRACTS:	\$ 20,358.73
HR INVESTIGATION/ARBITRATION:	\$ -
PUBLIC RECORDS REQUESTS:	\$ 36.50
SEWER:	\$ 4,962.60
SOLID WASTE:	\$ 1,838.00
WATER:	\$ 7,033.70

TOP 5 GENERAL OPERATING EXPENSES (at the time of this report):

- N. Rex Awalt Corp \$37,293.16 – SLT Pump replacement Res# 2023-51
- Community Bank of Santa Maria \$33,576.31 – 2024 THU Loan payment
- Swift Tectonics, Inc \$11,952.45 – Paving post River Rd Line Repair and Manhole Repairs
- Paso Robles Ford \$5,268.09 – P8651 R&R Turbo Assembly
- CIO \$3,538.60 – Monthly IT Support

**San Miguel Community Services District
MARCH 2024 Financial Report**

MONTHLY RECURRING EXPENSES (at the time of this report):

CalPERS (Employer costs only)	\$9,542.71
PG&E (Facilities & Lighting)	\$14,604.99
US Bank SMCSD Credit Cards	\$1,385.92
WEX Bank SMCSD District Vehicle Fuel	\$887.90

The information provided is current as of the time of this report.

RECOMMENDATION:

Please Review and File these March 2024 SMCSD Financial Reports.

PREPARED BY:

Michelle Hido, Financial Officer

REVIEWED BY:

Kelly Dodds, General Manager

* ... Over spent expenditure

Claim/ Line #	Check Invoice #/Inv Date	Vendor #/Name/ Date/Description	Document \$/ Line \$	Disc \$	PO #	Fund Org Acct	Object	Proj	Cash Account
10154	20651S	9 A.WILLIAM CONSULTING	1,350.00						
1	03/07/24	TRAFFIC SAFETY GRANT WORK	1,350.00			20 62000	458		10200
		Total for Vendor:	1,350.00						
10176	20652S	689 AMAZON CAPITOL SERVICES	62.52						
1	03/01/24	PAPER	31.26			40 64000	410		10200
		17CV-HQ7Q-9R9F							
2	03/01/24	PAPER	31.26			50 65000	410		10200
		17CV-HQ7Q-9R9F							
10177	20652S	689 AMAZON CAPITOL SERVICES	19.96						
1	03/01/24	REPORT BINDERS	6.00			20 62000	410		10200
		1K6Q-3RKP-7CYJ							
2	03/01/24	REPORT BINDERS	0.60			30 63000	410		10200
		1K6Q-3RKP-7CYJ							
3	03/01/24	REPORT BINDERS	6.39			40 64000	410		10200
		1K6Q-3RKP-7CYJ							
4	03/01/24	REPORT BINDERS	6.38			50 65000	410		10200
		1K6Q-3RKP-7CYJ							
5	03/01/24	REPORT BINDERS	0.59			60 66000	410		10200
		1K6Q-3RKP-7CYJ							
		Total for Vendor:	82.48						
10202	20653S	394 AMERICAN WATER WORKS ASSOCIATION	105.00						
		Customer ID No. 02658720							
		Order No. 7001997891							
		Membership 05/01/24 - 04/30/25							
2	01/22/24	5/24-4/25 Membership Renewal	105.00*			50 65000	385		10200
		7002189608							
		Total for Vendor:	105.00						
10204	20654S	743 API ATLAS PERFORMANCE	2,200.00						
1	03/07/24	MAR CSD OFFICE TRAILER RENTAL	110.00			30 63000	949		10200
		RI145963							
2	03/07/24	MAR CSD OFFICE TRAILER RENTAL	990.00			40 64000	949		10200
		RI145963							

* ... Over spent expenditure

Claim/ Line #	Check Invoice #	Vendor #/Name/ #/Inv Date/Description	Document \$/ Line \$	Disc \$	PO #	Fund Org Acct	Object	Proj	Cash Account
3	03/07/24	MAR CSD OFFICE TRAILER RENTAL	990.00			50 65000	949		10200
	RI145963								
4	03/07/24	MAR CSD OFFICE TRAILER RENTAL	110.00			60 66000	949		10200
	RI145963								
Total for Vendor:			2,200.00						
10249	20680S 999999	ARTURO & STEPHANIE ROMERO WATER & SEWER DEPOSIT REFUND 1171 CORTEZ CIRCLE	41.88						
20842-05									
1	03/15/24	W&S DEPOSIT REFUND 1171 CORTEZ	24.31			50 20550			10200
	20842-05								
2	03/15/24	W&S DEPOSIT REFUND 1171 CORTEZ	17.57			40 20550			10200
	20842-05								
Total for Vendor:			41.88						
10240	-98996E 714	AT&T MOBILITY FIRE CELL PHONES	95.93						
1	03/02/24	JAN FIRE CELL PHONE - ROBERSO	50.48			20 62000	465		10200
	03102024								
2	03/02/24	JAN FIRE CELL PHONE - YOUNG	45.45			20 62000	465		10200
	03102024								
Total for Vendor:			95.93						
10205	20655S 23	AVILA & ASSOC CONSULTING HYDRO/HYDRA ANALYSIS OF WTF PERC PONDS SALINAS RIVER HYDROLOGY AND HYDRAULICS	5,586.87						
1	03/05/24	HYD ANALYSIS OF WWTF PERC POND	5,586.87*			40 64000	587	20001	10200
	5711								
Total for Vendor:			5,586.87						
10201	20656S 622	BALDWIN ELECTRIC SERVICE WET WELL PUMP #1 WWTP	567.85						
1	02/25/24	WET WELL PUMP #1 WWTP	567.85			40 64000	582		10200
	648								
Total for Vendor:			567.85						

* ... Over spent expenditure

Claim/ Line #	Check Invoice #	Vendor #/Name/ #/Inv Date/Description	Document \$/ Line \$	Disc \$	PO #	Fund Org Acct	Object	Proj	Cash Account
10253	-98992E	60 BARCUS STRUCTURAL ENGINEERING	5,000.00						
		PAID THROUGH ESCROW ACCT CBSM							
1	12/12/23	ENGINEERING SRVS THU:FOUNDATN	5,000.00*			20 62000	512		10461
		1 (23MSC-13)							
		Total for Vendor:	5,000.00						
10180	20657S	548 BARTLE WELLS ASSOCIATES	450.00						
		2022 Rate Study RES 2022-37							
2	03/01/24	RATE STUDY 2022-37 JAN HRS	450.00*			50 65000	432	22005	10200
		565B-1013							
		Total for Vendor:	450.00						
10175	20658S	34 BLAKE'S INC	101.31						
1	03/07/24	BRASS FITTINGS	101.31			50 65000	353		10200
		1597545							
		Total for Vendor:	101.31						
10183	20659S	340 C&N TRACTORS	34.28						
1	01/04/24	CHAINSAW CAPS X4	34.28			20 62000	305		10200
		69966P							
		Total for Vendor:	34.28						
10153	-99006E	67 CHARTER COMMUNICATIONS	648.98						
		Acct# 212691601							
		Spectrum Enterprise Internet							
		Service 2/01/24 - 3/30/24							
1	03/01/24	MAR LIFT STATION	119.98			40 64000	375		10200
		212691601030124							
2	03/01/24	MAR WWTF FIBER	10.58			30 63000	375		10200
		212691601030124							
3	03/01/24	MAR WWTF FIBER	253.92			40 64000	375		10200
		212691601030124							
4	03/01/24	MAR WWTF FIBER	253.92			50 65000	375		10200
		212691601030124							
5	03/01/24	MAR WWTF FIBER	10.58			60 66000	375		10200
		212691601030124							

* ... Over spent expenditure

Claim/ Line #	Check Invoice #	Vendor #/Name/ #/Inv Date/Description	Document \$/ Line \$	Disc \$	PO #	Fund Org Acct	Object	Proj	Cash Account
10224	-98999E	67 CHARTER COMMUNICATIONS	129.98						
	Acct# 8245 10 105 0027311	Spectrum Business Internet/Voice							
	Service 3/11/24 - 4/10/24								
1	03/07/24	MAR Internet/Voice FIRE	129.98			20 62000	375		10200
	170616101030724								
Total for Vendor:			778.96						
10149	-99008E	712 CIO SOLUTIONS	500.00						
1	02/29/24	FOXIT ANNUAL	150.00*			20 62000	321		10200
108901-124	2	02/29/24 FOXIT ANNUAL	15.00			30 63000	321		10200
108901-124	3	02/29/24 FOXIT ANNUAL	160.00			40 64000	321		10200
108901-124	4	02/29/24 FOXIT ANNUAL	160.00			50 65000	321		10200
108901-124	5	02/29/24 FOXIT ANNUAL	15.00			60 66000	321		10200
108901-124									
10221	-99002E	712 CIO SOLUTIONS	3,038.60						
1	03/15/24	MAR IT SUPPORT	911.58*			20 62000	321		10200
109463-124	2	03/15/24 MAR IT SUPPORT	91.16			30 63000	321		10200
109463-124	3	03/15/24 MAR IT SUPPORT	972.35			40 64000	321		10200
109463-124	4	03/15/24 MAR IT SUPPORT	972.35			50 65000	321		10200
109463-124	5	03/15/24 MAR IT SUPPORT	91.16			60 66000	321		10200
109463-124									
Total for Vendor:			3,538.60						

* ... Over spent expenditure

Claim/ Line #	Check Invoice #	Vendor #/Name/ Inv Date/Description	Document \$/ Line \$	Disc \$	PO #	Fund Org Acct	Object	Proj	Cash Account
10220	20681S	741 COMMUNITY BANK OF SANTA MARIA	33,576.31						
		THU LOAN PAYMENT							
1	03/22/24	THU LOAN PAY PRINCIPAL 2024	23,012.72			20 62000	983		10200
441145900									
2	03/22/24	THU LOAN PAY INTEREST 2024	10,563.59*			20 62000	984		10200
441145900									
		Total for Vendor:	33,576.31						
10148	-99009E	654 CULLIGAN WATER	44.04						
1	02/29/24	MAR WATER DELIVERY	22.02*			40 64000	305		10200
291105									
2	02/29/24	MAR WATER DELIVERY	22.02			50 65000	305		10200
291105									
		Total for Vendor:	44.04						
10250	20682S	999999 ELIZABETH VIEIRA	41.88						
		WATER & SEWER DEPOSIT REFUND							
		1425 L ST							
21039-02									
1	03/15/24	W&S DEPOSIT REFUND 1425 L ST	24.31			50 20550			10200
21039-02									
2	03/15/24	W&S DEPOSIT REFUND 1425 L ST	17.57			40 20550			10200
21039-02									
		Total for Vendor:	41.88						
10184	20660S	109 FERGUSON ENTERPRISES	173.21						
1	02/29/24	SADDLE	173.21			50 65000	353		10200
4918053									
10233	20683S	109 FERGUSON ENTERPRISES	52.52						
1	03/07/24	BRASS FITTINGS	52.52			50 65000	353		10200
4943108									
		Total for Vendor:	225.73						

* ... Over spent expenditure

Claim/ Line #	Check	Vendor #/Name/ Invoice #/Inv Date/Description	Document \$/ Line \$	Disc \$	PO #	Fund Org Acct	Object	Proj	Cash Account
10155 1 480718A	20661S 03/11/24	112 FGL - ENVIRONMENTAL ANALYTICAL WWTF LIFT STATION WET CHEM	96.00 96.00*			40 64000	355		10200
10156 1 480719A	20661S 03/11/24	112 FGL - ENVIRONMENTAL ANALYTICAL TSS & SS MONITORING	69.00 69.00*			40 64000	355		10200
10157 1 480717A	20661S 03/11/24	112 FGL - ENVIRONMENTAL ANALYTICAL WASTEWATER INFLUENT WET CHEM	191.00 191.00*			40 64000	355		10200
10162 1 480660A	20661S 03/07/24	112 FGL - ENVIRONMENTAL ANALYTICAL WASTEWATER INFLUENT WET CHEM	191.00 191.00*			40 64000	355		10200
10163 1 480633A	20661S 03/07/24	112 FGL - ENVIRONMENTAL ANALYTICAL ARSENIC MONITORING METALS	108.00 108.00			50 65000	358		10200
10164 1 480771A	20661S 03/06/24	112 FGL - ENVIRONMENTAL ANALYTICAL ARSENIC MONITORING METALS	125.00 125.00			50 65000	358		10200
10165 1 480773A	20661S 03/06/24	112 FGL - ENVIRONMENTAL ANALYTICAL TERRACE WELL- WATER QUALITY	22.00 22.00			50 65000	358		10200
10166 1 480595A	20661S 03/05/24	112 FGL - ENVIRONMENTAL ANALYTICAL WASTEWATER INFLUENT WET CHEM	191.00 191.00*			40 64000	355		10200
10167 1 480691A	20661S 03/04/24	112 FGL - ENVIRONMENTAL ANALYTICAL ARSENIC MONITORING METALS	108.00 108.00			50 65000	358		10200

* ... Over spent expenditure

Claim/ Line #	Check Invoice #	Vendor #/Name/ #/Inv Date/Description	Document \$/ Line \$	Disc \$	PO #	Fund Org Acct	Object	Proj	Cash Account
10168 1 480692A	20661S 03/04/24	112 FGL - ENVIRONMENTAL ANALYTICAL GROUP A MONITORING	165.00 165.00			50 65000	359		10200
10169 1 480471A	20661S 02/28/24	112 FGL - ENVIRONMENTAL ANALYTICAL WATER SUPPLY MONITOR	90.00 90.00*			40 64000	355		10200
10170 1 480557A	20661S 02/29/24	112 FGL - ENVIRONMENTAL ANALYTICAL ARSENIC MONITORING METALS	108.00 108.00			50 65000	358		10200
10171 1 480594A	20661S 02/29/24	112 FGL - ENVIRONMENTAL ANALYTICAL WWTF LIFT STATION WET CHEM	96.00 96.00*			40 64000	355		10200
10172 1 480662A	20661S 02/29/24	112 FGL - ENVIRONMENTAL ANALYTICAL WWTF LIFT STATION WET CHEM	96.00 96.00*			40 64000	355		10200
10173 1 480661A	20661S 02/29/24	112 FGL - ENVIRONMENTAL ANALYTICAL TSS & SS MONITORING	69.00 69.00*			40 64000	355		10200
10234 1 480819A	20684S 03/14/24	112 FGL - ENVIRONMENTAL ANALYTICAL WWTF LIFT STATION WET CHEM	96.00 96.00*			40 64000	355		10200
10235 1 480877A	20684S 03/14/24	112 FGL - ENVIRONMENTAL ANALYTICAL ARSENIC MONITORING METALS	125.00 125.00			50 65000	358		10200
10236 1 480821A	20684S 03/14/24	112 FGL - ENVIRONMENTAL ANALYTICAL TSS & SS MONITORING	69.00 69.00*			40 64000	355		10200

* ... Over spent expenditure

Claim/ Line #	Check	Vendor #/Name/ Invoice #/Inv Date/Description	Document \$/ Line \$	Disc \$	PO #	Fund Org Acct	Object	Proj	Cash Account
10237 1 480772A	20684S 03/13/24	112 FGL - ENVIRONMENTAL ANALYTICAL SLT WELL COLIFORM	35.00 35.00			50 65000	358		10200
10243 1 480820A	20684S 03/22/24	112 FGL - ENVIRONMENTAL ANALYTICAL WASTEWATER INFLUENT WET CHEM	191.00 191.00*			40 64000	355		10200
10244 1 480933A	20684S 03/19/24	112 FGL - ENVIRONMENTAL ANALYTICAL ARSENIC MONITORING METALS	125.00 125.00			50 65000	358		10200
Total for Vendor:			2,366.00						
10182 1	20662S 03/05/24	742 FIVE CITIES FIRE AUTHORITY CONFINED SPACE TRAINING RR&WN	1,400.00 1,400.00			20 62000	386		10200
Total for Vendor:			1,400.00						
10197 A0702 Service Period: 3/2024	20663S	125 GREAT WESTERN ALARM UTILITIES EMERGENCY	100.00						
1 240202242101	03/01/24	MAR Answering Service	50.00			40 64000	380		10200
2 240202242101	03/01/24	MAR Answering Service	50.00			50 65000	380		10200
10198 GW-661 Service Period: 3/2024	20663S	125 GREAT WESTERN ALARM	35.00						
1 240200545101	03/01/24	MAR Alarm Monitoring	35.00			20 62000	380		10200
Total for Vendor:			135.00						
10152 Acct #292463 REF 320133710-1	20664S	129 HACH COMPANY	836.02						
1 13945569	03/04/24	REGENT SET- CHLORINE	278.67			50 65000	356		10200

* ... Over spent expenditure

Claim/ Line #	Check Invoice #	Vendor #/Name/ #/Inv Date/Description	Document \$/ Line \$	Disc \$	PO #	Fund Org Acct	Object	Proj	Cash Account
2 13945569	03/04/24	REGENT SET- CHLORINE	278.68			50 65000	357		10200
3 13945569	03/04/24	REGENT SET- CHLORINE	278.67			50 65000	358		10200
Total for Vendor:			836.02						
10161 1 34415836-001	20665S 03/01/24	720 HERC RENTALS INC AIR MONITOR CALIBRATION	65.25 32.62			40 64000	351		10200
2 34415836-001	03/01/24	AIR MONITOR CALIBRATION	32.63			50 65000	351		10200
10239 1 34423357-001	-98997E 03/14/24	720 HERC RENTALS INC STEEL PLATES	702.70 702.70			50 65000	353		10200
Total for Vendor:			767.95						
10225 1 299538	20685S 03/13/24	147 JB DEWAR Clear Diesel- 97.7 GAL	536.13 346.05			20 62000	485		10200
2 299538	03/13/24	Clear Diesel- 35.15 GAL	95.04			40 64000	485		10200
3 299538	03/13/24	Clear Diesel- 35.15 GAL	95.04			50 65000	485		10200
Total for Vendor:			536.13						
10251 WATER DEPOSIT REFUND 9850 RIVER RD	20686S 999999	JUDY SATCHELL	21.22						
27357-01 1 27357-01	03/15/24	W DEPOSIT REFUND 9850 RIVER	21.22			50 20550			10200
Total for Vendor:			21.22						

* ... Over spent expenditure

Claim/ Line #	Check Invoice #	Vendor #/Name/ #/Inv Date/Description	Document \$/ Line \$	Disc \$	PO #	Fund Org Acct	Object	Proj	Cash Account
10174 1 21307	20666S 03/05/24	17 N. REX AWALT CORPORATION PUMP REPL SLT WELL RES 2023-51	37,293.16 37,293.16*			50 65000	518		10200
Total for Vendor:			37,293.16						
10158 1 232429 2 232429	-99004E 03/04/24	182 NAPA AUTO PARTS FUEL FILTER, LINE, WRENCH FUEL FILTER, LINE, WRENCH	33.20 16.60 16.60			40 64000 50 65000	351 351		10200 10200
Total for Vendor:			87.94						
10203 1 7263	20668S 02/15/24	701 NICK'S TELECOM SMF COMMS	405.00 405.00*			20 62000	470		10200
Total for Vendor:			405.00						
10188 Equipment #P8651 1 553894	20669S 03/05/24	201 PASO ROBLES FORD P8651 R&R TURBO ASSEMBLY	5,268.09 5,268.09			20 62000	354		10200
Total for Vendor:			5,268.09						
10223 Acct #8565976480-8 1 2 3 5 6	-99000E 03/18/24	208 PG&E #6480-8 12th & K 8565976725 11TH STREET - 8562053214 RIO MESA CIR - 8564394360 MISSION/14TH - 8569413449 VERDE/RIO MESA - 8560673934	1,283.94 11.14 52.99 26.18 32.19 65.46			30 63000 30 63000 30 63000 30 63000 30 63000	381 381 381 381		10200 10200 10200 10200 10200

* ... Over spent expenditure

Claim/ Line #	Check Invoice #	Vendor #/Name/ #/Inv Date/Description	Document \$/ Line \$	Disc \$	PO #	Fund Org Acct	Object	Proj	Cash Account
7	03/18/24	Mission Heights - 8565976482	191.89			30 63000	381		10200
8	03/18/24	MISSION S. 14TH - 8561483265	16.09			30 63000	381		10200
9	03/18/24	Tract 2605 - 8565976109	41.12			30 63000	381		10200
10	03/18/24	9898 River Rd. - 8565976002	400.78			30 63000	381		10200
11	03/18/24	9898 River Rd. - 8565976004	50.16			30 63000	381		10200
12	03/18/24	9898 River Rd. - 8565976008	232.39			30 63000	381		10200
13	03/18/24	9898 River Rd. - 8565976014	80.28			30 63000	381		10200
14	03/18/24	9898 River Rd. - 8565976481	60.35			30 63000	381		10200
15	03/18/24	9898 River Rd. - 8565976483	22.92			30 63000	381		10200
Total for Vendor:			1,283.94						
10222 -99001E 209 PG&E #6851-8			13,321.05						
Acct #3675186851-8									
1	03/19/24	Old Fire Station/1297 L St	27.35			20 62000	381		10200
2	03/19/24	Fire Station/1150 Mission	10.52			20 62000	381		10200
3	03/19/24	Water Works #1/Well 3	1,328.24			50 65000	381		10200
4	03/19/24	Bonita Pl & 16th/Well 4	3,007.53			50 65000	381		10200
5	03/19/24	N St/WWTF	8,401.61			40 64000	381		10200
6	03/19/24	2HP Booster Station	10.52			50 65000	381		10200
7	03/19/24	Mission Heights Booster	10.64			50 65000	381		10200
8	03/19/24	14th St. & K St.	88.89			50 65000	381		10200
9	03/19/24	942 Soka Way lift station	113.61			40 64000	379		10200
10	03/19/24	Missn&12th Landscape-St light	201.95			30 63000	381		10200
11	03/19/24	SLT Well	120.19			50 65000	381		10200
Total for Vendor:			13,321.05						
10185 -99005E 210 PG&E PROJECTS			10,000.00						
PRJ 128227750									
NOTIFICATION# 128103768									
1	03/05/24	1765 BONITA PL ENGINEERING	10,000.00*			40 64000	587		10200
PRJ 128227750									
Total for Vendor:			10,000.00						
10186	20670S	25 QUEST PLANNING, INC	627.50						
1	02/29/24	WWTF PERMIT ASSISTANCE	627.50*			40 64000	587	20001	10200
1699									
Total for Vendor:			627.50						

* ... Over spent expenditure

Claim/ Line #	Check Invoice #	Vendor #/Name/ #/Inv Date/Description	Document \$/ Line \$	Disc \$	PO #	Fund Org Acct	Object	Proj	Cash Account
10252	20687S	999999 RUGGERIO, GINA & CARLOS WATER & SEWER DEPOSIT REFUND 313 LADRILLOS WAY	180.86						
20257-02	1	03/15/24 W&S DEPOSIT REFUND 313 LADRILL	50.00			50 20550			10200
20257-02	2	03/15/24 W&S DEPOSIT REFUND 313 LADRILL	70.00			40 20550			10200
20257-02	3	03/15/24 OVERPAYMENT 313 LADRILLOS WAY	60.86			50 20550			10200
20257-02		Total for Vendor:	180.86						
10160	20671S	233 SAFEGUARD BUSINESS SYSTEMS	2,071.97						
	1	01/31/24 UNIFORMS	1,035.98			40 64000	495		10200
	9003779949								
	2	01/31/24 UNIFORMS	1,035.99			50 65000	495		10200
	9003779949								
		Total for Vendor:	2,071.97						
10211	20688S	481 SAN MIGUEL COMMUNITY SERVICES	141.07						
	01004-00								
	1	03/15/24 1150 MISSION ST SMFD 1004-00	141.07			20 62000	384		10200
10212	20688S	481 SAN MIGUEL COMMUNITY SERVICES	2.00						
	01004-00								
	1	03/15/24 1150 MISSION ST SMFD 1004B-00	2.00			20 62000	384		10200
10213	20688S	481 SAN MIGUEL COMMUNITY SERVICES	4.77						
	01004-00								
	1	03/15/24 1144 Mission Street 1001-00	4.77			20 62000	384		10200
10214	20688S	481 SAN MIGUEL COMMUNITY SERVICES	89.34						
	ACCT# 27476-00								
	1	03/15/24 1199 MISSION IRRIG MTR 27476-0	89.34			30 63000	384		10200

* ... Over spent expenditure

Claim/ Line #	Check	Vendor #/Name/ Invoice #/Inv Date/Description	Document \$/ Line \$	Disc \$	PO #	Fund Org Acct	Object	Proj	Cash Account
10215	20688S	481 SAN MIGUEL COMMUNITY SERVICES	138.64						
	Acct#27475-00								
1	03/15/24	1765 BONITA 27475-00	138.64			40 64000	384		10200
10216	20688S	481 SAN MIGUEL COMMUNITY SERVICES	54.09						
1	03/15/24	942 SOKA WAY 20840-00	54.09			40 64000	384		10200
10218	20688S	481 SAN MIGUEL COMMUNITY SERVICES	131.64						
	20547-00								
1	03/15/24	1203 MISSION IRIG MTR 20547-0	131.64			30 63000	384		10200
10219	20688S	481 SAN MIGUEL COMMUNITY SERVICES	100.15						
	27486-00								
1	03/15/24	APS- SEWER LINING/MH REHAB	100.15			40 64000	963		10200
		FINAL BILL							
		Total for Vendor:	661.70						
10151	20672S	238 SAN MIGUEL GARBAGE	124.12						
	ACCT# 318691								
1	03/01/24	FEB 2024	62.06			40 64000	383		10200
	030124								
2	03/01/24	FEB 2024	62.06			50 65000	383		10200
	030124								
		Total for Vendor:	124.12						
10206	20673S	761 SBRPSTC	400.00						
1	03/12/24	EXEC CHIEF OFF. 4B COURSE	400.00			20 62000	386		10200
		160193INV							
10207	20673S	761 SBRPSTC	500.00						
1	03/12/24	EXEC CHIEF OFF. 4A COURSE	500.00			20 62000	386		10200
		160192INV							

* ... Over spent expenditure

Claim/ Line #	Check Invoice #	Vendor #/Name/ #/Inv Date/Description	Document \$/ Line \$	Disc \$	PO #	Fund Org Acct	Object	Proj	Cash Account
10208	20673S	761 SBRPSTC	650.00						
1	03/12/24	EXEC CHIEF OFF. 4D COURSE	650.00			20 62000	386		10200
		160195INV							
		Total for Vendor:	1,550.00						
10146	-99011E	247 SDRMA	42.53						
		final dental/vision will credit							
1	H44449	03/05/24 [REDACTED] DENTAL/VISION TO CR	0.36			30 63000	210		10250
2	H44449	03/05/24 [REDACTED] DENTAL/VISION TO CR	2.89			40 64000	210		10250
3	H44449	03/05/24 [REDACTED] DENTAL/VISION TO CR	32.54			50 65000	210		10250
4	H44449	03/05/24 [REDACTED] DENTAL/VISION TO CR	0.36			60 66000	210		10250
5	H44449	03/05/24 [REDACTED] DENTAL/VISION TO CR	0.06			30 63000	215		10250
6	H44449	03/05/24 [REDACTED] DENTAL/VISION TO CR	0.51			40 64000	215		10250
7	H44449	03/05/24 [REDACTED] DENTAL/VISION TO CR	5.75			50 65000	215		10250
8	H44449	03/05/24 [REDACTED] DENTAL/VISION TO CR	0.06			60 66000	215		10250
		Total for Vendor:	42.53						
10150	-99007E	657 SOCALGAS	49.83						
1	03/01/24	FEB LIFT STATION 942 SOKA WAY	18.43			40 64000	396		10200
2	03/01/24	FEB SLT WELL 8687 MARTNZ	16.61			50 65000	396		10200
3	03/01/24	FEB WELL 3 NAT.GAS610 12TH	14.79			50 65000	396		10200
		Total for Vendor:	49.83						
10248	20689S	999999 SPROUSE COMMUNICATIONS	622.25						
		WATER HYDRANT METER DEPOSIT REFUND							
		METER 18220550							
27485-08									
2	03/18/24	WATER HY METER 18220550 REFUND	622.25			50 20550			10200
		27485-08							
		Total for Vendor:	622.25						
10200	20674S	378 SWIFT TECTONICS, INC.	2,260.45						
		MANHOLE REPAIR PAVING							
1	02/23/24	WATER/SEWER LINE REPAIR PAVING	753.48			40 64000	560		10200
6711									
2	02/23/24	WATER/SEWER LINE REPAIR PAVING	1,506.97			50 65000	520		10200
		6711							

* ... Over spent expenditure

Claim/ Line #	Check Invoice #	Vendor #/Name/ Inv Date/Description	Document \$/ Line \$	Disc \$	PO #	Fund Org Acct	Object	Proj	Cash Account
10241	20690S	378 SWIFT TECTONICS, INC. MANHOLE REPAIR PAVING	9,692.00						
1	03/14/24	RIVER RD LEAK REPAIR PAVING	9,692.00			50 65000	353		10200
6722									
		Total for Vendor:	11,952.45						
10210	20691S	281 TESCO CONTROLS INC Cust Number: SAN/MI Job Number: 0081400-IN	1,137.50						
1	03/13/24	RADIO DOWN AT MAIN SITE 0082387-IN	568.75			40 64000	353		10200
2	03/13/24	RADIO DOWN AT MAIN SITE 0082387-IN	568.75			50 65000	353		10200
		Total for Vendor:	1,137.50						
10245	-98995E	301 US BANK KD STATEMENT DATE 3/22/2024	153.16						
1	02/22/24	DG- MICRO SD CARD KD MAR 24	8.58*			40 64000	305		10200
2	02/22/24	DG- MICRO SD CARD KD MAR 24	8.58			50 65000	305		10200
3	03/05/24	USPS STAMPS KD MAR 24	40.80			20 62000	315		10200
4	03/05/24	USPS STAMPS KD MAR 24	4.08			30 63000	315		10200
5	03/05/24	USPS STAMPS KD MAR 24	43.52			40 64000	315		10200
6	03/05/24	USPS STAMPS KD MAR 24	43.52			50 65000	315		10200
7	03/05/24	USPS STAMPS KD MAR 24	4.08			60 66000	315		10200
10246	-98994E	301 US BANK TP STATEMENT DATE 3/22/2024	1,229.77						
1	03/01/24	RINGCENTRAL FEB PHONE TP MAR 24	99.24			20 62000	310		10200

* ... Over spent expenditure

Claim/ Line #	Check Invoice #/Inv Date/Description	Vendor #/Name/ #/Inv Date/Description	Document \$/ Line \$	Disc \$	PO #	Fund Org Acct	Object	Proj	Cash Account
2 TP MAR 24	03/01/24 RINGCENTRAL FEB PHONE		9.92			30 63000	310		10200
3 TP MAR 24	03/01/24 RINGCENTRAL FEB PHONE		105.85			40 64000	310		10200
4 TP MAR 24	03/01/24 RINGCENTRAL FEB PHONE		105.85			50 65000	310		10200
5 TP MAR 24	03/01/24 RINGCENTRAL FEB PHONE		9.92*			60 66000	310		10200
6 TP MAR 24	02/23/24 SLO CLERK REC. COPIES		8.99*			40 64000	587	20001	10200
7 TP MAR 24	02/28/24 BCWJ- JOB POSTING		275.00			40 64000	393		10200
8 TP MAR 24	02/28/24 BCWJ- JOB POSTING		275.00			50 65000	393		10200
9 TP MAR 24	02/28/24 CWEA- JOB POSTING		157.50			40 64000	393		10200
10 TP MAR 24	02/28/24 CWEA- JOB POSTING		157.50			50 65000	393		10200
11 TP MAR 24	02/28/24 CRAIGSLIST- JOB POSITING		12.50			40 64000	393		10200
12 TP MAR 24	02/28/24 CRAIGSLIST- JOB POSITING		12.50			50 65000	393		10200
10247 SY MAR 24	-98993E 301 US BANK SY STATEMENT DATE 3/22/24		2.99						
1 SY MAR 24	03/13/24 APPLE ICLLOUD		2.99			20 62000	465		10200
Total for Vendor:			1,385.92						
10242 INV00301185	20692S 303 USA BLUEBOOK DOOR HANGERS- BILINGUAL TEMP SHUT OFF		205.46						
1 INV00301185	03/07/24 DOOR HANGERS TEMP SHUT OFF BIL		102.73			50 65000	305		10200
2 INV00301185	03/07/24 DOOR HANGERS TEMP SHUT OFF BIL		102.73*			40 64000	305		10200
Total for Vendor:			205.46						

* ... Over spent expenditure

Claim/ Line #	Check Invoice #	Vendor #/Name/ #/Inv Date/Description	Document \$/ Line \$	Disc \$	PO #	Fund Org Acct	Object	Proj	Cash Account
10181	20675S	327 VALLI INFORMATION SYSTEMS	126.25						
		FEBRUARY BILLING							
1	02/29/24	FEB Web Posting, Postage	0.00			40 64000	374		10200
93377									
2	02/29/24	FEB Web Posting, Postage	0.00			50 65000	374		10200
93377									
3	02/29/24	FEBPrinting	0.00			40 64000	374		10200
93377									
4	02/29/24	FEB Printing	0.00			50 65000	374		10200
93377									
5	02/29/24	FEB OTC/Online Monthly Maint	37.50			40 64000	334		10200
93377									
6	02/29/24	FEB OTC/Online Monthly Maint	37.50			50 65000	334		10200
93377									
7	02/29/24	Printed insert	0.00			50 65000	395		10200
93377									
10	02/29/24	FEB IVR SERVICE FEE/ALERT	25.63			40 64000	374		10200
93377									
11	02/29/24	FEB IVR SERVICE FEE/ALERT	25.62			50 65000	374		10200
93377									
		Total for Vendor:	126.25						
10238	-98998E	511 VERIZON	320.16						
		TABLETS: UTILITIES x4							
		CELL PHONE: TMP, MS, TP, KD, DP							
		2/09/24 - 3/08/24							
1	03/08/24	MAR UTILITIES CELL PHONES X4	11.90			30 63000	465		10200
9958622860									
2	03/08/24	MAR UTILITIES CELL PHONES X4	107.17			40 64000	465		10200
9958622860									
3	03/08/24	MAR UTILITIES CELL PHONES X4	107.17			50 65000	465		10200
9958622860									
4	03/08/24	MAR UTILITIES CELL PHONES X4	11.90			60 66000	465		10200
9958622860									
6	03/08/24	MAR T PARENT CELL PHONE	2.60			30 63000	465		10200
9958622860									

* ... Over spent expenditure

Claim/ Line #	Check Invoice #	Vendor #/Name/ #/Inv Date/Description	Document \$/ Line \$	Disc \$	PO #	Fund Org Acct	Object	Proj	Cash Account
7	03/08/24	MAR T PARENT CELL PHONE	23.41			40 64000	465		10200
9958622860									
8	03/08/24	MAR T PARENT CELL PHONE	23.41			50 65000	465		10200
9958622860									
9	03/08/24	MAR T PARENT CELL PHONE	2.60			60 66000	465		10200
9958622860									
10	03/08/24	MAR 4GB DATA PLAN	1.50			30 63000	465		10200
9958622860									
11	03/08/24	MAR 4GB DATA PLAN	13.50			40 64000	465		10200
9958622860									
12	03/08/24	MAR 4GB DATA PLAN	13.50			50 65000	465		10200
9958622860									
13	03/08/24	MAR 4GB DATA PLAN	1.50			60 66000	465		10200
9958622860									
Total for Vendor:			320.16						
10178	20676S	310 VIBORG SAND & GRAVEL, INC.	639.23						
1	02/29/24	SCREENED SAND & BASE	319.61			40 64000	353		10200
49523									
2	02/29/24	SCREENED SAND & BASE	319.62			50 65000	353		10200
49523									
10179	20676S	310 VIBORG SAND & GRAVEL, INC.	90.73						
1	02/28/24	A/C SPOILS SMALL	90.73			40 64000	353		10200
49493									
10232	20693S	310 VIBORG SAND & GRAVEL, INC.	30.00						
1	03/13/24	A/C SPOILS SMALL	30.00			50 65000	353		10200
49618									
Total for Vendor:			759.96						
10199	20677S	732 WALLACE GROUP	41,810.13						
PROJ#	0406-0031-00								
1	02/26/24	WWTF ENGINEERING 2022-43	41,810.13*			40 64000	587	20001	10200
61509									

* ... Over spent expenditure

Claim/ Line #	Check Invoice #	Vendor #/Name/ #/Inv Date/Description	Document \$/ Line \$	Disc \$	PO #	Fund Org Acct	Object	Proj	Cash Account
10231 PROJ# 1 61732	20694S 0406-0031-00 03/19/24	732 WALLACE GROUP WWTF ENGINEERING 2022-43	50,317.80 50,317.80*			40 64000	587	20001	10200
Total for Vendor:			92,127.93						
10189 PRJ 2295-11366 1 9027	20678S 2295-11366 01/31/24	717 WATER SYSTEMS CONSULTING, INC CGSW DESIGN STATION REMODEL	850.00 850.00			20 62000	510		10200
10190 PROJECTS 2295-11332 PRJ# 22010 2022-67 1 9030	20678S 2295-11332 01/31/24	717 WATER SYSTEMS CONSULTING, INC SEPTIC TO SEWER 2023-43	825.00 825.00			40 64000	964	23002	10200
10191 1 9029	20678S 01/31/24	717 WATER SYSTEMS CONSULTING, INC BOOSTER PUMP ALT EVAL 2023-55	5,077.50 5,077.50*			50 65000	326		10200
10192 PROJECTS 2295-11682 1 9028 2 9028	20678S 2295-11682 01/31/24 2295-11682 01/31/24	717 WATER SYSTEMS CONSULTING, INC STDRD SPEC DEV STDRD SPEC DEV	3,125.00 175.00 2,950.00*			40 64000 50 65000	326		10200 10200
10193 PROJECTS 2295-11366 PRJ# 21008 2023-44 1 9026	20678S 2295-11366 01/31/24	717 WATER SYSTEMS CONSULTING, INC SEWER LINING & MANHOLE REHAB	787.50 787.50			40 64000	963	21008	10200

* ... Over spent expenditure

Claim/ Line #	Check Invoice #	Vendor #/Name/ #/Inv Date/Description	Document \$/ Line \$	Disc \$	PO #	Fund Org Acct	Object	Proj	Cash Account
10194	20678S	717 WATER SYSTEMS CONSULTING, INC	26,097.31						
		PROJECTS 2295-11332							
		PRJ# 22010							
2022-67									
1	01/31/24	RCYCL WATER PIPELNE ENG2022-67	26,097.31			40 64000	955	22010	10200
9023		PRJ 2295-11332							
10195	20678S	717 WATER SYSTEMS CONSULTING, INC	2,591.50						
		WWTF PROJECT							
		PRJ 20001							
1	01/31/24	WWTF PROJECT DESIGN	2,591.50*			40 64000	587	20001	10200
9025		PRJ 2295-11366							
10196	20678S	717 WATER SYSTEMS CONSULTING, INC	8,525.00						
		PRJ 2295-11366							
1	01/31/24	DISTRICT ENGINEERING 22-23	811.87			40 64000	326		10200
9024		PRJ 2295-11366							
2	01/31/24	DISTRICT ENGINEERING 22-23	811.88*			50 65000	326		10200
9024		PRJ 2295-11366							
3		FIRE THU RES2022-21,22	0.00			20 62000	326	21006	10200
4	01/31/24	TANK REHAB RES2022-64	45.00*			50 65000	326		10200
5		SLT TANK/BOOSTER RES2022-66	0.00*			50 65000	326	21007	10200
7	01/31/24	INDIAN VALLEY TRACT	240.00*			50 65000	326		10200
9024		PRJ 2295-11366							
8	01/31/24	ALLEY WATERLINE REPLACEMENT	4,430.00*			50 65000	326		10200
9	01/31/24	PASO BASIN COOP COMMITTEE	913.75			50 65000	324		10200
9024		PRJ 2295-11366							
10	01/31/24	3W COORDINATION	180.00			40 64000	955	22010	10200
11		DWSRF GRANT COORD	0.00*			50 65000	326		10200
12		MAGDELENA WILL SERVE	0.00			40 64000	326		10200
9024		PRJ 2295-11366							
13		MAGDELENA WILL SERVE	0.00*			50 65000	326		10200
9024		PRJ 2295-11366							
14	01/31/24	TRACT 3131 PLAN REVIEW	546.25			40 64000	326		10200
9024		PRJ 2295-11366							
15	01/31/24	TRACT 3131 PLAN REVIEW	546.25*			50 65000	326		10200
9024		PRJ 2295-11366							

* ... Over spent expenditure

Claim/ Line #	Check Invoice #	Vendor #/Name/ Inv Date/Description	Document \$/ Line \$	Disc \$	PO #	Fund Org Acct	Object	Proj	Cash Account
10226	20695S	717 WATER SYSTEMS CONSULTING, INC	12,478.75						
	PRJ 2295-11366								
1	02/29/24	DISTRICT ENGINEERING 22-23	808.75			40 64000	326		10200
9150	PRJ 2295-11366								
2	02/29/24	DISTRICT ENGINEERING 22-23	808.75*			50 65000	326		10200
9150	PRJ 2295-11366								
3		FIRE THU RES2022-21,22	0.00			20 62000	326	21006	10200
4	02/29/24	TANK REHAB RES2022-64	135.00*			50 65000	326		10200
9150	PRJ 2295-11366								
5	02/29/24	SLT TANK/BOOSTER RES2022-66	805.00*			50 65000	326	21007	10200
9150	PRJ 2295-11366								
6	02/29/24	INDIAN VALLEY TRACT	1,540.00*			50 65000	326		10200
9150	PRJ 2295-11366								
7		INDIAN VALLEY TRACT	0.00*			50 65000	326		10200
8	02/29/24	ALLEY WATERLINE REPLACEMENT	4,517.50*			50 65000	326		10200
9150	PRJ 2295-11366								
9	02/29/24	PASO BASIN COOP COMMITTEE	2,203.75			50 65000	324		10200
9150	PRJ 2295-11366								
10	02/29/24	3W COORDINATION	197.50			40 64000	955	22010	10200
9150	PRJ 2295-11366								
11		DWSRF GRANT COORD	0.00*			50 65000	326		10200
12		MAGDELENA WILL SERVE	0.00			40 64000	326		10200
13		MAGDELENA WILL SERVE	0.00*			50 65000	326		10200
14	02/29/24	TRACT 3131 PLAN REVIEW	731.25			40 64000	326		10200
9150	PRJ 2295-11366								
15	02/29/24	TRACT 3131 PLAN REVIEW	731.25*			50 65000	326		10200
9150	PRJ 2295-11366								
10227	20695S	717 WATER SYSTEMS CONSULTING, INC	32,762.05						
	PROJECTS 2295-11332								
	PRJ# 22010								
2022-67									
1	02/29/24	RCYCL WATER PIPELNE ENG2022-67	32,762.05			40 64000	955	22010	10200
9140	PRJ 2295-11332								

* ... Over spent expenditure

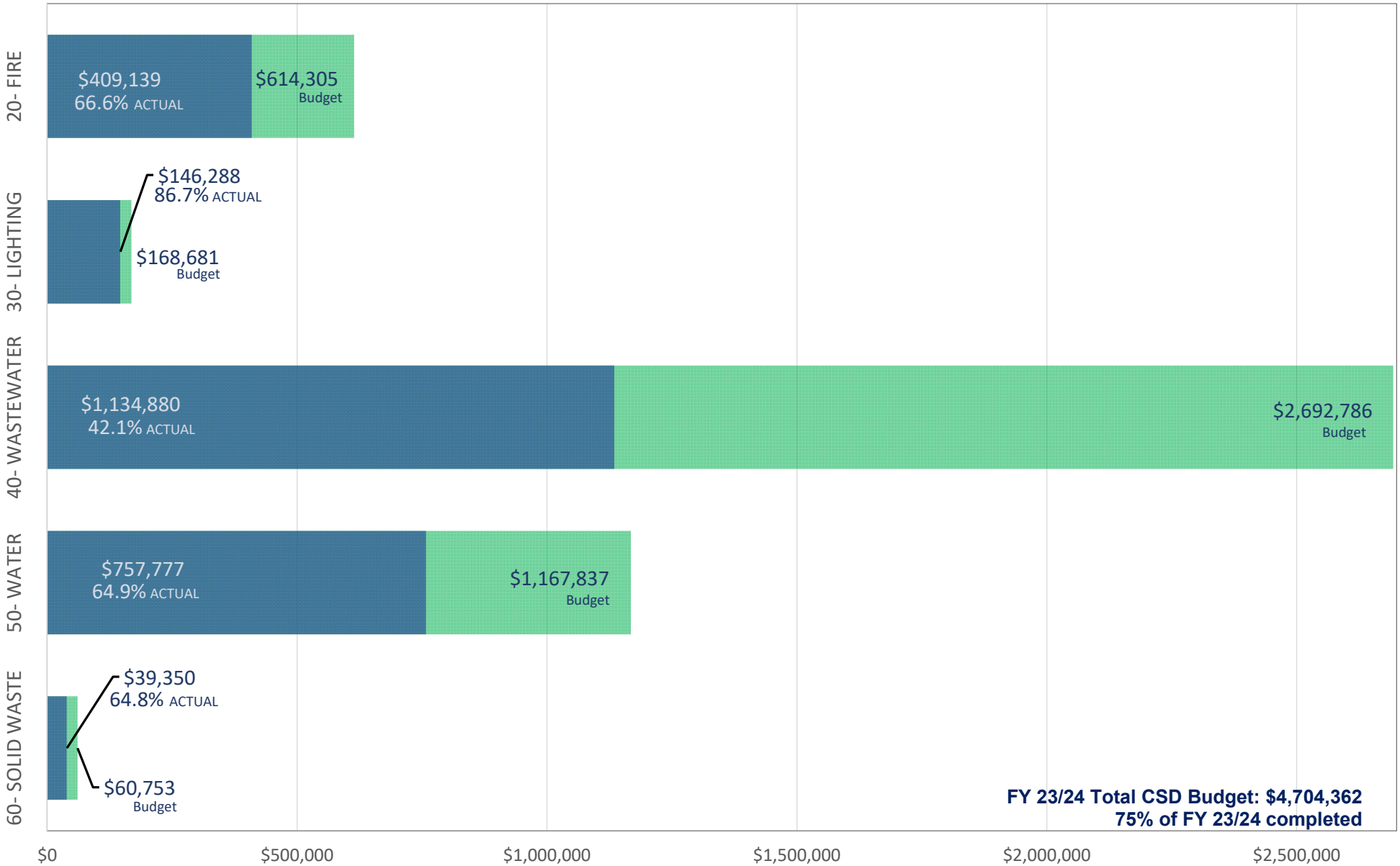
Claim/ Line #	Check Invoice #	Vendor #/Name/ #/Inv Date/Description	Document \$/ Line \$	Disc \$	PO #	Fund Org Acct	Object	Proj	Cash Account
10228	20695S	717 WATER SYSTEMS CONSULTING, INC PROJECTS 2295-11366 PRJ# 21008	3,095.00						
2023-44									
1	02/29/24	SEWER LINING & MANHOLE REHAB 9139 PRJ 2295-11366	3,095.00			40 64000	963	21008	10200
10229	20695S	717 WATER SYSTEMS CONSULTING, INC 1 02/29/24 BOOSTER PUMP ALT EVAL 2023-55 9137 PRJ 2295-11662	9,021.25 9,021.25*			50 65000	326		10200
10230	20695S	717 WATER SYSTEMS CONSULTING, INC WWTF PROJECT PRJ 20001	5,159.06						
1	02/29/24	WWTF PROJECT DESIGN 9138 PRJ 2295-11366	5,159.06*			40 64000	587	20001	10200
Total for Vendor:			110,394.92						
10187	20679S	317 WESTERN JANITOR SUPPLY INC	34.09						
1	02/29/24	TUFFKLEEN, CLEANSERS 211430	17.04*			40 64000	305		10200
2	02/29/24	TUFFKLEEN, CLEANSERS 211430	17.05			50 65000	305		10200
10209	20679S	317 WESTERN JANITOR SUPPLY INC	114.69						
1	03/12/24	TRASH LINER, PAPER TOWEL 211713	114.69			20 62000	305		10200
Total for Vendor:			148.78						
10147	-99010E	612 WEX BANK FUEL BILL CLOSING DATE: 3/07/24	887.90						
1	03/07/24	Fuel 8600 MAR 95717914	168.49			20 62000	485		10200
2	03/07/24	NO RECEIPT 8601 MAR 95717914	94.05			20 62000	485		10200
3	03/07/24	Fuel 8630 MAR 95717914	0.00			20 62000	485		10200

* ... Over spent expenditure

Claim/ Line #	Check Invoice #	Vendor #/Name/ #/Inv Date/Description	Document \$/ Line \$	Disc \$	PO #	Fund Org Acct	Object	Proj	Cash Account
4	03/07/24	FUEL OES	0.00*			20 62000	307		10200
95717914									
5	03/07/24	Fuel U8632 MAR	194.87			40 64000	485		10200
95717914									
8	03/07/24	Fuel U8632 MAR	194.88			50 65000	485		10200
95717914									
9	03/07/24	Fuel U8634 MAR	0.00			40 64000	485		10200
95717914									
10	03/07/24	Fuel U8634 MAR	0.00			50 65000	485		10200
95717914									
11	03/07/24	Fuel U8636 MAR	121.06			50 65000	485		10200
95717914									
12	03/07/24	Fuel U8636 MAR	121.07			40 64000	485		10200
95717914									
13	03/07/24	REBATE ADJUSTMENT	-1.91			20 62000	485		10200
95717914									
14	03/07/24	REBATE ADJUSTMENT	-2.84			40 64000	485		10200
95717914									
15	03/07/24	REBATE ADJUSTMENT	-1.77			50 65000	485		10200
95717914									
Total for Vendor:			887.90						
# of Claims			107	Total:	352,920.61	# of Vendors	38		
Total Electronic Claims			37,539.50						
Total Non-Electronic Claims			315381.11						

Fund/Account	Amount
20 FIRE PROTECTION DEPARTMENT	
10200 OPERATING CASH - PREMIER	46,812.28
10461 COMMUNITY BANK OF SANTA MARIA	5,000.00
30 STREET LIGHTING DEPARTMENT	
10200 OPERATING CASH - PREMIER	1,964.21
10250 PAC PREMIER - PAYROLL	0.42
40 WASTEWATER DEPARTMENT	
10200 OPERATING CASH - PREMIER	200,915.04
10250 PAC PREMIER - PAYROLL	3.40
50 WATER DEPARTMENT	
10200 OPERATING CASH - PREMIER	97,929.22
10250 PAC PREMIER - PAYROLL	38.29
60 SOLID WASTE DEPARTMENT	
10200 OPERATING CASH - PREMIER	257.33
10250 PAC PREMIER - PAYROLL	0.42
Total:	352,920.61

P3 2024 San Miguel CSD Revenue Actual vs Budget



Fund	Account	Received Current Month	Received YTD	Estimated Revenue	Revenue To Be Received	% Received
20 FIRE PROTECTION DEPARTMENT						
40000						
40300	Fireworks Permit Fees	0.00	0.00	3,450.00	3,450.00	0 %
40320	Fire Impact Fees	0.00	16,727.77	3,000.00	-13,727.77	558 %
40410	Mutual Aid Fires ~ OES	0.00	27,510.16	0.00	-27,510.16	%
40420	Ambulance Reimbursement	1,386.50	4,123.05	3,000.00	-1,123.05	137 %
40500	State Fire Grants	0.00	0.00	20,000.00	20,000.00	0 %
	Account Group Total:	1,386.50	48,360.98	29,450.00	-18,910.98	164 %
43000	Property Taxes Collected					
43000	Property Taxes Collected	22,328.79	351,849.19	497,467.00	145,617.81	71 %
	Account Group Total:	22,328.79	351,849.19	497,467.00	145,617.81	71 %
46000	Interest Revenue					
46000	Interest Revenue	119.73	731.21	0.00	-731.21	%
46010	Transfer In	0.00	-1,953.36	0.00	1,953.36	%
46012	Fire Transfers from Cap Reserve	0.00	0.00	85,887.56	85,887.56	0 %
46150	Miscellaneous Income	720.94	735.94	0.00	-735.94	%
46151	Refund/Adjustments	2,050.00	2,681.82	0.00	-2,681.82	%
46153	Plan Check Fees and Inspections	0.00	1,108.50	1,500.00	391.50	74 %
46175	Sale of Surplus Property	0.00	5,625.00	0.00	-5,625.00	%
	Account Group Total:	2,890.67	8,929.11	87,387.56	78,458.45	10 %
	Fund Total:	26,605.96	409,139.28	614,304.56	205,165.28	67 %
30 STREET LIGHTING DEPARTMENT						
43000	Property Taxes Collected					
43000	Property Taxes Collected	6,922.38	107,761.40	154,663.00	46,901.60	70 %
	Account Group Total:	6,922.38	107,761.40	154,663.00	46,901.60	70 %
46000	Interest Revenue					
46000	Interest Revenue	8,532.05	22,923.05	10,419.00	-12,504.05	220 %
46100	Realized Earnings	-1,010.86	9,980.75	-1,839.00	-11,819.75	*** %
46150	Miscellaneous Income	24.46	325.96	150.00	-175.96	217 %
46151	Refund/Adjustments	0.00	5,296.61	5,288.00	-8.61	100 %
	Account Group Total:	7,545.65	38,526.37	14,018.00	-24,508.37	275 %
	Fund Total:	14,468.03	146,287.77	168,681.00	22,393.23	87 %
40 WASTEWATER DEPARTMENT						
40000						
40900	Wastewater Sales	99,501.54	903,583.88	1,099,618.00	196,034.12	82 %
40901	Riverzone Surcharge	1,551.70	13,966.17	18,388.00	4,421.83	76 %
40910	Wastewater Late Charges	1,565.33	16,173.16	9,070.00	-7,103.16	178 %
	Account Group Total:	102,618.57	933,723.21	1,127,076.00	193,352.79	83 %
43000	Property Taxes Collected					

Fund	Account	Received Current Month	Received YTD	Estimated Revenue	Revenue To Be Received	% Received
40 WASTEWATER DEPARTMENT						
43000	Property Taxes Collected	3,487.78	55,363.63	77,556.00	22,192.37	71 %
	Account Group Total:	3,487.78	55,363.63	77,556.00	22,192.37	71 %
46000	Interest Revenue					
46000	Interest Revenue	144.71	21,152.91	12,959.00	-8,193.91	163 %
46003	CWSRF Grants	0.00	1,671.00	1,026,500.00	1,024,829.00	0 %
46009	Grants - Other	0.00	29,880.34	217,355.00	187,474.66	14 %
46014	Wastewater Transfers from Cap Reserve	0.00	0.00	15,700.00	15,700.00	0 %
46050	Transfer In -Water (40%)	0.00	0.00	165,282.00	165,282.00	0 %
46100	Realized Earnings	-301.64	14,092.69	6,405.00	-7,687.69	220 %
46150	Miscellaneous Income	-62,101.32	806.07	39,654.00	38,847.93	2 %
46151	Refund/Adjustments	0.00	2,586.88	2,499.00	-87.88	104 %
46155	Will Serve Processing Fees	200.00	3,150.00	1,800.00	-1,350.00	175 %
46200	Wastewater Receiving	72,453.00	72,453.00	0.00	-72,453.00	%
	Account Group Total:	10,394.75	145,792.89	1,488,154.00	1,342,361.11	10 %
	Fund Total:	116,501.10	1,134,879.73	2,692,786.00	1,557,906.27	42 %
50 WATER DEPARTMENT						
41000	Water Sales					
41000	Water Sales	67,188.12	728,513.66	984,276.00	255,762.34	74 %
41003	Water Surcharge	44.00	396.00	350.00	-46.00	113 %
41005	Water Late Charges	1,109.64	13,481.12	8,298.00	-5,183.12	162 %
	Account Group Total:	68,341.76	742,390.78	992,924.00	250,533.22	75 %
46000	Interest Revenue					
46000	Interest Revenue	3,823.95	7,142.44	3,202.00	-3,940.44	223 %
46002	DWSRF Grants	0.00	0.00	45,920.00	45,920.00	0 %
46010	Transfer In	0.00	0.00	87,660.00	87,660.00	0 %
46050	Transfer In -Water (40%)	0.00	0.00	35,390.00	35,390.00	0 %
46100	Realized Earnings	723.00	2,660.33	-455.00	-3,115.33	*** %
46150	Miscellaneous Income	607.92	1,199.41	500.00	-699.41	240 %
46151	Refund/Adjustments	0.00	1,116.94	1,030.00	-86.94	108 %
46152	Recycling	0.00	201.00	0.00	-201.00	%
46155	Will Serve Processing Fees	200.00	3,050.00	1,650.00	-1,400.00	185 %
46175	Sale of Surplus Property	0.00	16.25	16.00	-0.25	102 %
	Account Group Total:	5,354.87	15,386.37	174,913.00	159,526.63	9 %
	Fund Total:	73,696.63	757,777.15	1,167,837.00	410,059.85	65 %

Fund	Account	Received Current Month	Received YTD	Estimated Revenue	Revenue To Be Received	% Received
60 SOLID WASTE DEPARTMENT						
46000	Interest Revenue					
46000	Interest Revenue	14.67	124.63	70.00	-54.63	178 %
46005	Franchise Fees	4,540.28	38,917.54	43,936.00	5,018.46	89 %
46010	Transfer In	0.00	0.00	16,473.00	16,473.00	0 %
46150	Miscellaneous Income	22.71	259.81	235.00	-24.81	111 %
46151	Refund/Adjustments	0.00	47.53	39.00	-8.53	122 %
	Account Group Total:	4,577.66	39,349.51	60,753.00	21,403.49	65 %
	Fund Total:	4,577.66	39,349.51	60,753.00	21,403.49	65 %
	Grand Total:	235,849.38	2,487,433.44	4,704,361.56	2,216,928.12	53 %

Fund	Received		Estimated Revenue	Revenue %	
	Current Month	Received YTD		To Be Received	Received
20 FIRE PROTECTION DEPARTMENT	26,605.96	409,139.28	614,304.56	205,165.28	67 %
30 STREET LIGHTING DEPARTMENT	14,468.03	146,287.77	168,681.00	22,393.23	87 %
40 WASTEWATER DEPARTMENT	116,501.10	1,134,879.73	2,692,786.00	1,557,906.27	42 %
50 WATER DEPARTMENT	73,696.63	757,777.15	1,167,837.00	410,059.85	65 %
60 SOLID WASTE DEPARTMENT	4,577.66	39,349.51	60,753.00	21,403.49	65 %
Grand Total:	235,849.38	2,487,433.44	4,704,361.56	2,216,928.12	53 %

SAN MIGUEL COMMUNITY SERVICES DISTRICT
Cash Report
For the Accounting Period: 3/24

Fund/Account	Beginning Balance	Received	Transfers In	Disbursed	Transfers Out	Ending Balance
20 FIRE PROTECTION DEPARTMENT						
10200 OPERATING CASH - PREMIER	218,102.25	2,798.00	1.91	0.00	70,247.81	150,654.35
10250 PAC PREMIER - PAYROLL	5,476.31	0.00	23,433.62	0.00	23,348.54	5,561.39
10340 PAC PREMIER OPERATIONAL	475,945.36	23,796.57	0.00	0.00	0.00	499,741.93
10350 PAC PREMIER - CAPITAL	305,677.06	38.45	0.00	0.00	0.00	305,715.51
10461 COMMUNITY BANK OF SANTA	138,219.11	0.00	0.00	0.00	5,000.00	133,219.11
Total Fund	1,143,420.09	26,633.02	23,435.53		98,596.35	1,094,892.29
30 STREET LIGHTING DEPARTMENT						
10200 OPERATING CASH - PREMIER	255,685.66	6,949.56	0.00	0.00	3,282.78	259,352.44
10250 PAC PREMIER - PAYROLL	81.94	0.00	1,318.57	0.00	1,319.92	80.59
10340 PAC PREMIER OPERATIONAL	60,647.23	9.86	0.00	0.00	0.00	60,657.09
10350 PAC PREMIER - CAPITAL	45,464.36	5.72	0.00	0.00	0.00	45,470.08
10459 CAMBRIDGE INV- LIGHT RESV	153,863.81	4,576.88	0.00	0.00	0.00	158,440.69
10460 CAMBRIDGE INV- LIGHT CAP	366,266.62	7,293.09	0.00	4,364.36	0.00	369,195.35
Total Fund	882,009.62	18,835.11	1,318.57	4,364.36	4,602.70	893,196.24
40 WASTEWATER DEPARTMENT						
10000 CASH DRAWER	150.00	0.00	0.00	0.00	0.00	150.00
10200 OPERATING CASH - PREMIER	1,507,471.57	117,083.41	4,590.30	652.58	415,271.00	1,213,221.70
10250 PAC PREMIER - PAYROLL	2,246.34	0.00	14,353.12	0.00	14,356.52	2,242.94
10260 PAC WESTERN BANK - LONG	201,975.55	51.46	0.00	0.00	0.00	202,027.01
10340 PAC PREMIER OPERATIONAL	331,368.54	53.90	200,000.00	0.00	200,000.00	331,422.44
10350 PAC PREMIER - CAPITAL	205,316.96	25.82	0.00	0.00	0.00	205,342.78
10457 CAMBRIDGE INV- WW CAPITAL	318,996.65	467.48	0.00	348.02	0.00	319,116.11
10458 CAMBRIDGE INV- WW LT MAINT	311,915.88	2,170.43	200,000.00	2,578.00	0.00	511,508.31
Total Fund	2,879,441.49	119,852.50	418,943.42	3,578.60	629,627.52	2,785,031.29
50 WATER DEPARTMENT						
10000 CASH DRAWER	150.00	0.00	0.00	0.00	0.00	150.00
10150 Cash in SLO County	79,227.50	0.00	0.00	0.00	0.00	79,227.50
10200 OPERATING CASH - PREMIER	420,456.85	76,565.35	1.77	468.38	126,119.06	370,436.53
10250 PAC PREMIER - PAYROLL	1,980.47	0.00	23,600.61	0.00	23,638.90	1,942.18
10340 PAC PREMIER OPERATIONAL	155,781.39	14.49	0.00	0.00	66,721.38	89,074.50
10350 PAC PREMIER - CAPITAL	-7,179.74	7.49	66,721.38	0.00	0.00	59,549.13
10400 HOB - USDA RESERVE	70,013.83	0.59	0.00	0.00	0.00	70,014.42
10456 CAMBRIDGE INV- W CAPITAL	154,203.37	4,524.38	0.00	0.00	0.00	158,727.75
Total Fund	874,633.67	81,112.30	90,323.76	468.38	216,479.34	829,122.01
60 SOLID WASTE DEPARTMENT						
10200 OPERATING CASH - PREMIER	55,805.72	4,565.70	0.00	0.00	1,493.37	58,878.05
10250 PAC PREMIER - PAYROLL	0.00	0.00	1,236.04	0.00	1,236.46	-0.42
10340 PAC PREMIER OPERATIONAL	72,495.54	11.79	0.00	0.00	0.00	72,507.33
10350 PAC PREMIER - CAPITAL	22,930.16	2.88	0.00	0.00	0.00	22,933.04
Total Fund	151,231.42	4,580.37	1,236.04		2,729.83	154,318.00
71 PAYROLL CLEARING FUND						
10250 PAC PREMIER - PAYROLL	2,890.74	0.00	63,857.81	67,671.28	0.00	-922.73
73 CLAIMS CLEARING FUND						
10200 OPERATING CASH - PREMIER	40,601.19	0.00	347,878.08	226,291.21	0.00	162,188.06
10250 PAC PREMIER - PAYROLL	0.00	0.00	42.53	42.53	0.00	0.00

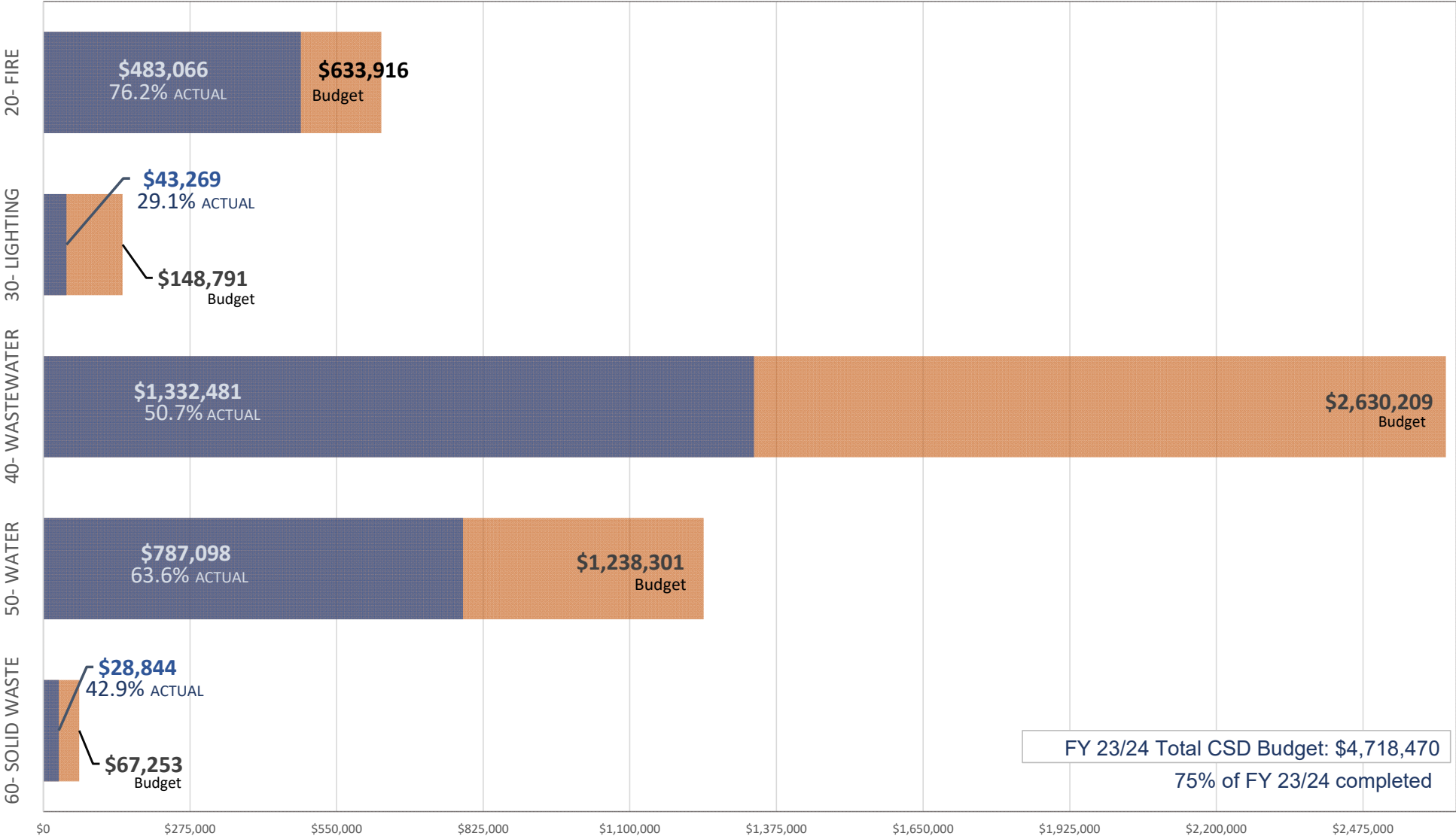
SAN MIGUEL COMMUNITY SERVICES DISTRICT
Cash Report
For the Accounting Period: 3/24

Fund/Account	Beginning Balance	Received	Transfers In	Disbursed	Transfers Out	Ending Balance
10461 COMMUNITY BANK OF SANTA	0.00	0.00	5,000.00	5,000.00	0.00	0.00
Total Fund	40,601.19		352,920.61	231,333.74		162,188.06
Totals	5,974,228.22	251,013.30	952,035.74	307,416.36	952,035.74	5,917,825.16

*** Transfers In and Transfers Out columns should match, with the following exceptions:

- 1) Cancelled electronic checks increase the Transfers In column. Disbursed column will be overstated by the same amount and will not balance to the Redeemed Checks List.
- 2) Payroll Journal Vouchers including local deductions with receipt accounting will reduce the Transfers Out column by the total amount of these checks.

P3 2024 San Miguel CSD Operating Expenditures Actual vs Budget



Fund Account	Object	Committed Current Month	Committed YTD	Original Appropriation	Current Appropriation	Available Appropriation	% Committed
20 FIRE PROTECTION DEPARTMENT							
62000 Fire							
62000 Fire							
	105 Salaries and Wages	10,697.53	103,438.22	128,416.00	128,416.00	24,977.78	81%
	111 BOD Stipend	120.00	1,032.00	1,704.00	1,704.00	672.00	61%
	115 Payroll Expenses	0.00	2.50	0.00	0.00	-2.50	0%
	120 Workers' Compensation	0.00	29,428.53	29,429.00	29,429.00	0.47	100%
	121 Physicals	0.00	16.20	1,000.00	1,000.00	983.80	2%
	125 Volunteer Firefighter Stipends	9,018.74	55,498.15	60,000.00	60,000.00	4,501.85	92%
	126 OES Strike Team Payroll	0.00	20,746.68	14,748.00	14,748.00	-5,998.68	141%
	135 Payroll Tax - FICA/SS	539.33	4,140.74	2,278.00	2,278.00	-1,862.74	182%
	140 Payroll Tax - Medicare	287.71	2,579.30	2,087.00	2,087.00	-492.30	124%
	155 Payroll Tax - SUI	208.35	2,262.97	6,115.00	6,115.00	3,852.03	37%
	160 Payroll Tax - ETT	4.61	42.03	130.00	130.00	87.97	32%
	205 Insurance - Health	1,103.26	9,409.70	11,342.00	11,342.00	1,932.30	83%
	210 Insurance - Dental	57.06	519.80	674.00	674.00	154.20	77%
	215 Insurance - Vision	9.35	84.20	108.00	108.00	23.80	78%
	225 Retirement - PERS Expense	1,302.60	12,271.78	16,585.00	16,585.00	4,313.22	74%
	305 Operations & Maintenance	148.97	1,479.87	10,900.00	10,900.00	9,420.13	14%
	307 OES Strike Team Expenses	0.00	997.72	555.00	555.00	-442.72	180%
	310 Phone & Fax Expense	99.24	796.02	1,500.00	1,500.00	703.98	53%
	315 Postage, Shipping & Freight	40.80	146.59	300.00	300.00	153.41	49%
	319 Legal: P.R.A.s - Professional Svcs	0.00	0.00	500.00	500.00	500.00	0%
	320 Printing & Reproduction	0.00	0.00	1,000.00	1,000.00	1,000.00	0%
	321 IT Services - Professional Svcs	1,061.58	8,004.05	8,000.00	8,000.00	-4.05	100%
	323 Auditor - Professional Svcs	0.00	3,415.50	4,000.00	4,000.00	584.50	85%
	325 Accounting - Professional Svcs	0.00	2,201.57	2,500.00	2,500.00	298.43	88%
	326 Engineering - Professional Svcs	0.00	1,840.00	3,000.00	3,000.00	1,160.00	61%
	327 Legal: General - Professional Svcs	0.00	9,826.51	18,000.00	18,000.00	8,173.49	55%
	328 Insurance - Prop & Liability	0.00	20,175.05	20,175.00	20,175.00	-0.05	100%
	333 Legal: HR - Professional Svcs	0.00	5,493.01	10,000.00	10,000.00	4,506.99	55%
	334 Maintenance Agreements	0.00	2,654.40	5,000.00	5,000.00	2,345.60	53%
	335 Meals	0.00	45.18	500.00	500.00	454.82	9%
	340 Meetings and Conferences	0.00	0.00	500.00	500.00	500.00	0%
	341 Space Rental	0.00	702.75	1,000.00	1,000.00	297.25	70%
	345 Mileage Expense Reimbursement	0.00	0.00	500.00	500.00	500.00	0%
	346 OES Equipt Repairs & Maint	0.00	41.75	42.00	42.00	0.25	99%
	348 Safety Equipment and Supplies	0.00	2,611.31	5,000.00	5,000.00	2,388.69	52%
	350 Repairs & Maint - Computers	0.00	0.00	2,000.00	2,000.00	2,000.00	0%
	351 Repairs & Maint - Equip	0.00	6,855.49	10,000.00	10,000.00	3,144.51	69%
	352 Repairs & Maint - Structures	0.00	1,016.32	4,000.00	4,000.00	2,983.68	25%
	354 Repairs & Maint - Vehicles	5,268.09	7,372.72	8,000.00	8,000.00	627.28	92%
	359 Testing & Supplies - Other	0.00	386.28	1,000.00	1,000.00	613.72	39%
	370 Dispatch Services (Fire)	0.00	14,936.04	17,000.00	17,000.00	2,063.96	88%
	375 Internet Expenses	129.98	1,688.76	2,000.00	2,000.00	311.24	84%
	376 Web Page - Upgrade/Maint	0.00	717.12	2,000.00	2,000.00	1,282.88	36%
	380 Utilities - Alarm Service	35.00	315.00	1,000.00	1,000.00	685.00	32%
	381 Utilities - Electric	37.87	299.35	6,000.00	6,000.00	5,700.65	5%
	382 Utilities - Propane	0.00	1,388.78	2,000.00	2,000.00	611.22	69%
	384 Utilities - Water/Sewer	147.84	1,368.01	1,700.00	1,700.00	331.99	80%
	385 Dues and Subscriptions	0.00	5,023.52	6,000.00	6,000.00	976.48	84%

Fund Account	Object	Committed Current Month	Committed YTD	Original Appropriation	Current Appropriation	Available Appropriation	% Committed
20 FIRE PROTECTION DEPARTMENT							
386	Education and Training	2,950.00	6,218.75	8,000.00	8,000.00	1,781.25	78%
388	Education and training: CPR/FIRST	0.00	0.00	1,000.00	1,000.00	1,000.00	0%
393	Advertising and Public Notices	0.00	0.00	1,000.00	1,000.00	1,000.00	0%
394	LAFCO Allocations	0.00	1,932.52	2,000.00	2,000.00	67.48	97%
395	Community Outreach	0.00	0.00	1,000.00	1,000.00	1,000.00	0%
405	Software	0.00	0.00	3,000.00	3,000.00	3,000.00	0%
410	Office Supplies	6.00	734.17	2,000.00	2,000.00	1,265.83	37%
445	CPR/FIRST AID TRAINING MATERIAL	0.00	0.00	500.00	500.00	500.00	0%
450	EMS Supplies	0.00	1,254.74	5,000.00	5,000.00	3,745.26	25%
455	Fire Safety Gear & Equipment	0.00	0.00	5,000.00	5,000.00	5,000.00	0%
456	State Fire Grants	0.00	2,874.50	34,247.00	34,247.00	31,372.50	8%
458	Grants- Professional Services	1,350.00	1,670.00	4,000.00	4,000.00	2,330.00	42%
465	Cell phones, Radios and Pagers	98.92	1,139.43	2,000.00	2,000.00	860.57	57%
470	Communication Equipment	405.00	1,248.54	1,000.00	1,000.00	-248.54	125%
475	Computer Supplies & Upgrades	0.00	4,247.77	4,396.00	4,396.00	148.23	97%
485	Fuel Expense	606.68	4,792.56	9,000.00	9,000.00	4,207.44	53%
490	Small Tools & Equipment	0.00	0.00	2,000.00	2,000.00	2,000.00	0%
495	Uniform Expense	0.00	1,637.61	5,000.00	5,000.00	3,362.39	33%
502	Capital Outlay- Fire	0.00	10,910.80	10,911.00	10,911.00	0.20	100%
503	Weed Abatement Costs	0.00	5,150.00	5,150.00	5,150.00	0.00	100%
505	Fire Training Grounds	0.00	0.00	1,000.00	1,000.00	1,000.00	0%
510	Fire Station Renovation	850.00	850.00	2,500.00	2,500.00	1,650.00	34%
512	Fire- Escrow Temp Housing Unit	5,000.00	11,820.68	4,240.00	4,240.00	-7,580.68	279%
710	County Hazmat Dues	0.00	2,000.00	2,500.00	2,500.00	500.00	80%
820	Fireworks Clean Up	0.00	500.00	500.00	500.00	0.00	100%
949	Lease agreements	0.00	0.00	5,760.00	5,760.00	5,760.00	0%
960	Property Tax Expense	0.00	153.68	154.00	154.00	0.32	100%
981	Debt Svcs Equipt - Principle	0.00	36,397.19	36,482.00	36,482.00	84.81	100%
982	Debt Svcs Equipt - Interest	0.00	10,685.50	10,711.00	10,711.00	25.50	100%
983	Debt Svcs Structure- Principle	23,012.72	23,012.72	23,899.00	23,899.00	886.28	96%
984	Debt Svcs Structure - Interest	10,563.59	10,563.59	9,678.00	9,678.00	-885.59	109%
	Account Total:	75,160.82	483,066.22	633,916.00	633,916.00	150,849.78	76%
	Account Group Total:	75,160.82	483,066.22	633,916.00	633,916.00	150,849.78	76%
	Fund Total:	75,160.82	483,066.22	633,916.00	633,916.00	150,849.78	76%
30 STREET LIGHTING DEPARTMENT							
63000 Lighting							
63000 Lighting							
101	EE Timekeeping Costs	0.00	135.70	300.00	300.00	164.30	45%
105	Salaries and Wages	1,014.36	10,400.49	16,745.00	16,745.00	6,344.51	62%
111	BOD Stipend	15.00	124.00	264.00	264.00	140.00	47%
120	Workers' Compensation	0.00	-14.73	0.00	0.00	14.73	0%
121	Physicals	0.00	6.41	50.00	50.00	43.59	13%
135	Payroll Tax - FICA/SS	0.95	7.82	60.00	60.00	52.18	13%
140	Payroll Tax - Medicare	14.86	149.98	247.00	247.00	97.02	61%
155	Payroll Tax - SUI	0.70	49.90	800.00	800.00	750.10	6%
160	Payroll Tax - ETT	0.00	1.06	12.00	12.00	10.94	9%

Fund Account	Object	Committed Current Month	Committed YTD	Original Appropriation	Current Appropriation	Available Appropriation	% Committed
30 STREET LIGHTING DEPARTMENT							
205	Insurance - Health	142.72	1,384.82	1,783.00	1,783.00	398.18	78%
210	Insurance - Dental	5.58	51.12	66.00	66.00	14.88	77%
215	Insurance - Vision	0.99	8.49	12.00	12.00	3.51	71%
225	Retirement - PERS Expense	124.76	1,217.81	1,389.00	1,389.00	171.19	88%
305	Operations & Maintenance	0.00	28.59	1,500.00	1,500.00	1,471.41	2%
310	Phone & Fax Expense	9.92	81.23	100.00	100.00	18.77	81%
315	Postage, Shipping & Freight	4.08	14.93	100.00	100.00	85.07	15%
319	Legal: P.R.A.s - Professional Svcs	0.00	0.00	150.00	150.00	150.00	0%
320	Printing & Reproduction	0.00	0.00	150.00	150.00	150.00	0%
321	IT Services - Professional Svcs	106.16	820.85	3,300.00	3,300.00	2,479.15	25%
323	Auditor - Professional Svcs	0.00	341.55	600.00	600.00	258.45	57%
325	Accounting - Professional Svcs	0.00	216.60	750.00	750.00	533.40	29%
326	Engineering - Professional Svcs	0.00	0.00	5,000.00	5,000.00	5,000.00	0%
327	Legal: General - Professional Svcs	0.00	1,527.11	3,000.00	3,000.00	1,472.89	51%
328	Insurance - Prop & Liability	0.00	2,014.42	2,100.00	2,100.00	85.58	96%
329	New Hire Screening	0.00	0.00	50.00	50.00	50.00	0%
330	Contract Labor	0.00	0.00	5,000.00	5,000.00	5,000.00	0%
331	Legal: SMEA - Professional Svcs	0.00	0.00	300.00	300.00	300.00	0%
333	Legal: HR - Professional Svcs	0.00	759.71	1,500.00	1,500.00	740.29	51%
334	Maintenance Agreements	0.00	251.47	600.00	600.00	348.53	42%
335	Meals	0.00	0.00	150.00	150.00	150.00	0%
340	Meetings and Conferences	0.00	0.00	350.00	350.00	350.00	0%
341	Space Rental	0.00	69.75	150.00	150.00	80.25	47%
345	Mileage Expense Reimbursement	0.00	0.00	150.00	150.00	150.00	0%
348	Safety Equipment and Supplies	0.00	0.00	1,000.00	1,000.00	1,000.00	0%
350	Repairs & Maint - Computers	0.00	0.00	150.00	150.00	150.00	0%
351	Repairs & Maint - Equip	0.00	0.00	10,000.00	10,000.00	10,000.00	0%
352	Repairs & Maint - Structures	0.00	0.00	500.00	500.00	500.00	0%
353	Repairs & Maint - Infrastructure	0.00	481.27	10,000.00	10,000.00	9,518.73	5%
354	Repairs & Maint - Vehicles	0.00	0.00	1,000.00	1,000.00	1,000.00	0%
375	Internet Expenses	10.58	95.22	150.00	150.00	54.78	63%
376	Web Page - Upgrade/Maint	0.00	74.70	425.00	425.00	350.30	18%
381	Utilities - Electric	1,485.89	12,211.68	20,000.00	20,000.00	7,788.32	61%
384	Utilities - Water/Sewer	220.98	7,499.90	15,500.00	15,500.00	8,000.10	48%
385	Dues and Subscriptions	0.00	215.78	1,500.00	1,500.00	1,284.22	14%
386	Education and Training	0.00	55.38	2,000.00	2,000.00	1,944.62	3%
393	Advertising and Public Notices	0.00	0.00	500.00	500.00	500.00	0%
394	LAFCO Allocations	0.00	1,932.52	1,933.00	1,933.00	0.48	100%
395	Community Outreach	0.00	0.00	150.00	150.00	150.00	0%
410	Office Supplies	0.60	12.18	500.00	500.00	487.82	2%
432	Utility Rate Design Study	0.00	0.00	30,000.00	30,000.00	30,000.00	0%
465	Cell phones, Radios and Pagers	16.00	146.77	200.00	200.00	53.23	73%
485	Fuel Expense	0.00	0.00	200.00	200.00	200.00	0%
490	Small Tools & Equipment	0.00	0.00	5,000.00	5,000.00	5,000.00	0%
495	Uniform Expense	0.00	3.81	100.00	100.00	96.19	4%
715	Licenses, Permits and Fees	0.00	0.00	100.00	100.00	100.00	0%
908	Cash Over/Cash Short	0.00	-0.02	0.00	0.00	0.02	0%
925	Bank Fees	0.00	-1.20	5.00	5.00	6.20	-24%
940	Bank Service Charges	0.00	0.00	50.00	50.00	50.00	0%
949	Lease agreements	110.00	990.00	1,200.00	1,200.00	210.00	83%

Fund Account	Object	Committed Current Month	Committed YTD	Original Appropriation	Current Appropriation	Available Appropriation	% Committed
30 STREET LIGHTING DEPARTMENT							
	Account Total:	3,284.13	43,367.07	148,891.00	148,891.00	105,523.93	29%
	Account Group Total:	3,284.13	43,367.07	148,891.00	148,891.00	105,523.93	29%
70000	Transfers						
70000	Transfers						
	352 Repairs & Maint - Structures	0.00	-97.67	-100.00	-100.00	-2.33	98%
	Account Total:	0.00	-97.67	-100.00	-100.00	-2.33	98%
	Account Group Total:	0.00	-97.67	-100.00	-100.00	-2.33	98%
	Fund Total:	3,284.13	43,269.40	148,791.00	148,791.00	105,521.60	29%
40 WASTEWATER DEPARTMENT							
64000	Sanitary						
64000	Sanitary						
	101 EE Timekeeping Costs	0.00	1,221.27	2,400.00	2,400.00	1,178.73	51%
	105 Salaries and Wages	11,090.27	112,113.67	330,338.00	330,338.00	218,224.33	34%
	110 Payroll Tax Expense	0.00	218.98	500.00	500.00	281.02	44%
	111 BOD Stipend	180.00	1,548.00	1,872.00	1,872.00	324.00	83%
	120 Workers' Compensation	0.00	8,647.54	9,500.00	9,500.00	852.46	91%
	121 Physicals	0.00	65.48	150.00	150.00	84.52	44%
	135 Payroll Tax - FICA/SS	11.15	95.89	1,167.00	1,167.00	1,071.11	8%
	140 Payroll Tax - Medicare	163.37	1,626.38	4,817.00	4,817.00	3,190.62	34%
	155 Payroll Tax - SUI	33.18	648.42	15,614.00	15,614.00	14,965.58	4%
	160 Payroll Tax - ETT	0.75	14.43	211.00	211.00	196.57	7%
	205 Insurance - Health	1,528.20	14,261.88	54,582.00	54,582.00	40,320.12	26%
	210 Insurance - Dental	73.17	669.64	2,234.00	2,234.00	1,564.36	30%
	215 Insurance - Vision	12.02	108.61	309.00	309.00	200.39	35%
	225 Retirement - PERS Expense	1,264.41	12,474.57	35,463.00	35,463.00	22,988.43	35%
	305 Operations & Maintenance	150.37	8,060.48	8,000.00	8,000.00	-60.48	101%
	310 Phone & Fax Expense	105.85	1,022.05	1,500.00	1,500.00	477.95	68%
	315 Postage, Shipping & Freight	43.52	185.04	1,000.00	1,000.00	814.96	19%
	319 Legal: P.R.A.s - Professional Svcs	0.00	0.00	1,000.00	1,000.00	1,000.00	0%
	320 Printing & Reproduction	0.00	0.00	1,000.00	1,000.00	1,000.00	0%
	321 IT Services - Professional Svcs	1,132.35	10,665.21	14,800.00	14,800.00	4,134.79	72%
	323 Auditor - Professional Svcs	0.00	3,643.20	3,644.00	3,644.00	0.80	100%
	325 Accounting - Professional Svcs	0.00	2,383.61	4,500.00	4,500.00	2,116.39	53%
	326 Engineering - Professional Svcs	3,073.12	11,684.36	20,000.00	20,000.00	8,315.64	58%
	327 Legal: General - Professional Svcs	0.00	14,760.35	30,000.00	30,000.00	15,239.65	49%
	328 Insurance - Prop & Liability	0.00	17,608.84	17,650.00	17,650.00	41.16	100%
	329 New Hire Screening	0.00	0.00	100.00	100.00	100.00	0%
	330 Contract Labor	0.00	0.00	5,000.00	5,000.00	5,000.00	0%
	331 Legal: SMEA - Professional Svcs	0.00	1,435.10	3,500.00	3,500.00	2,064.90	41%
	333 Legal: HR - Professional Svcs	0.00	9,617.78	9,500.00	9,500.00	-117.78	101%
	334 Maintenance Agreements	37.50	4,189.25	8,000.00	8,000.00	3,810.75	52%
	335 Meals	0.00	0.00	100.00	100.00	100.00	0%
	340 Meetings and Conferences	0.00	0.00	1,000.00	1,000.00	1,000.00	0%
	341 Space Rental	0.00	919.00	1,000.00	1,000.00	81.00	92%
	345 Mileage Expense Reimbursement	0.00	0.00	1,000.00	1,000.00	1,000.00	0%

Fund Account	Object	Committed Current Month	Committed YTD	Original Appropriation	Current Appropriation	Available Appropriation	% Committed
40 WASTEWATER DEPARTMENT							
348	Safety Equipment and Supplies	0.00	1,069.00	2,000.00	2,000.00	931.00	53%
349	Repairs & Maint - Mission Gardens	0.00	4,952.17	7,500.00	7,500.00	2,547.83	66%
350	Repairs & Maint - Computers	0.00	0.00	1,600.00	1,600.00	1,600.00	0%
351	Repairs & Maint - Equip	49.22	2,460.15	8,000.00	8,000.00	5,539.85	31%
352	Repairs & Maint - Structures	0.00	73.34	1,500.00	1,500.00	1,426.66	5%
353	Repairs & Maint - Infrastructure	979.09	10,649.85	15,000.00	15,000.00	4,350.15	71%
354	Repairs & Maint - Vehicles	0.00	4,429.27	5,000.00	5,000.00	570.73	89%
355	Testing & Supplies (WWTP)	1,445.00	17,678.00	17,000.00	17,000.00	-678.00	104%
374	CSD Utilities - Billing Services	25.63	2,779.98	4,000.00	4,000.00	1,220.02	69%
375	Internet Expenses	373.90	3,365.10	4,500.00	4,500.00	1,134.90	75%
376	Web Page - Upgrade/Maint	0.00	1,075.68	1,076.00	1,076.00	0.32	100%
379	Utilities - Electric Mission	113.61	851.35	2,000.00	2,000.00	1,148.65	43%
380	Utilities - Alarm Service	50.00	400.00	2,000.00	2,000.00	1,600.00	20%
381	Utilities - Electric	8,401.61	74,433.25	80,000.00	80,000.00	5,566.75	93%
382	Utilities - Propane	0.00	28.23	600.00	600.00	571.77	5%
383	Utilities - Trash	62.06	560.48	700.00	700.00	139.52	80%
384	Utilities - Water/Sewer	192.73	1,734.57	3,500.00	3,500.00	1,765.43	50%
385	Dues and Subscriptions	0.00	3,618.22	6,000.00	6,000.00	2,381.78	60%
386	Education and Training	0.00	1,035.19	2,500.00	2,500.00	1,464.81	41%
393	Advertising and Public Notices	445.00	765.98	1,000.00	1,000.00	234.02	77%
394	LAFCO Allocations	0.00	1,932.53	1,933.00	1,933.00	0.47	100%
395	Community Outreach	0.00	184.05	1,200.00	1,200.00	1,015.95	15%
396	Utilities - SoCal Gas	18.43	161.33	500.00	500.00	338.67	32%
410	Office Supplies	37.65	861.22	2,000.00	2,000.00	1,138.78	43%
432	Utility Rate Design Study	0.00	0.00	20,000.00	20,000.00	20,000.00	0%
459	SCADA - Maintenance Fees	0.00	0.00	1,500.00	1,500.00	1,500.00	0%
465	Cell phones, Radios and Pagers	144.08	1,320.06	1,920.00	1,920.00	599.94	69%
475	Computer Supplies & Upgrades	0.00	875.50	1,000.00	1,000.00	124.50	88%
485	Fuel Expense	408.14	3,834.69	6,000.00	6,000.00	2,165.31	64%
490	Small Tools & Equipment	27.37	1,394.68	5,500.00	5,500.00	4,105.32	25%
495	Uniform Expense	1,035.98	1,338.88	2,500.00	2,500.00	1,161.12	54%
545	Sewer System Mgmt Plan (SSMP)	0.00	0.00	5,000.00	5,000.00	5,000.00	0%
546	Master Plans	0.00	0.00	6,000.00	6,000.00	6,000.00	0%
560	Sewer Line Repairs	753.48	753.48	10,000.00	10,000.00	9,246.52	8%
570	Repairs, Maint. & Video Sewer	0.00	0.00	1,000.00	1,000.00	1,000.00	0%
580	Mission Gardens Lift Station	0.00	0.00	10,000.00	10,000.00	10,000.00	0%
582	WWTP Plant Maintenance	567.85	17,599.93	40,000.00	40,000.00	22,400.07	44%
583	WWTF Drying Pond Maintenance	0.00	0.00	25,000.00	25,000.00	25,000.00	0%
585	Sludge Removal Project	0.00	0.00	25,000.00	25,000.00	25,000.00	0%
587	WWTF Final Design/Construction	116,101.85	562,946.52	450,000.00	478,756.00	-84,190.52	118%
705	Waste Discharge Fees/Permits	0.00	33,574.75	33,575.00	33,575.00	0.25	100%
715	Licenses, Permits and Fees	0.00	2,314.00	4,000.00	4,000.00	1,686.00	58%
805	Refundable Water/Sewer/Hydrant	0.00	0.00	100.00	100.00	100.00	0%
908	Cash Over/Cash Short	0.00	0.06	1.00	1.00	0.94	6%
925	Bank Fees	0.00	-1.44	-2.00	-2.00	-0.56	72%
940	Bank Service Charges	0.00	-0.15	100.00	100.00	100.15	0%
949	Lease agreements	990.00	8,910.00	14,000.00	14,000.00	5,090.00	64%
950	WWTF Exp MBR	0.00	165,281.55	165,282.00	165,282.00	0.45	100%
955	3W Water Line SGMA	59,236.86	122,633.28	200,000.00	200,000.00	77,366.72	61%
960	Property Tax Expense	0.00	95.82	96.00	96.00	0.18	100%

Fund Account	Object	Committed Current Month	Committed YTD	Original Appropriation	Current Appropriation	Available Appropriation	% Committed
40 WASTEWATER DEPARTMENT							
963	Collection System Projects	3,982.65	22,288.59	396,500.00	396,500.00	374,211.41	6%
964	Septic to Sewer Project	825.00	4,433.75	15,700.00	15,700.00	11,266.25	28%
970	WWTF Long Term Maintenance	0.00	0.00	100,000.00	100,000.00	100,000.00	0%
971	Loan Principal Payment	0.00	0.00	150,000.00	150,000.00	150,000.00	0%
972	Loan Interest Payment	0.00	0.00	150,000.00	150,000.00	150,000.00	0%
990	Retirement/Health Ins Liability	0.00	8,778.00	0.00	0.00	-8,778.00	0%
	Account Total:	215,166.42	1,333,359.92	2,602,332.00	2,631,088.00	1,297,728.08	51%
	Account Group Total:	215,166.42	1,333,359.92	2,602,332.00	2,631,088.00	1,297,728.08	51%
70000	Transfers						
70000	Transfers						
352	Repairs & Maint - Structures	0.00	-879.01	-879.00	-879.00	0.01	100%
	Account Total:	0.00	-879.01	-879.00	-879.00	0.01	100%
	Account Group Total:	0.00	-879.01	-879.00	-879.00	0.01	100%
	Fund Total:	215,166.42	1,332,480.91	2,601,453.00	2,630,209.00	1,297,728.09	51%
50 WATER DEPARTMENT							
65000	Water						
65000	Water						
101	EE Timekeeping Costs	0.00	1,221.28	2,400.00	2,400.00	1,178.72	51%
105	Salaries and Wages	18,035.48	214,296.29	338,264.00	338,264.00	123,967.71	63%
111	BOD Stipend	180.00	1,543.00	1,896.00	1,896.00	353.00	81%
120	Workers' Compensation	0.00	6,099.60	8,000.00	8,000.00	1,900.40	76%
121	Physicals	0.00	175.84	150.00	150.00	-25.84	117%
135	Payroll Tax - FICA/SS	11.15	95.59	1,169.00	1,169.00	1,073.41	8%
140	Payroll Tax - Medicare	264.14	3,107.75	4,932.00	4,932.00	1,824.25	63%
155	Payroll Tax - SUI	33.19	1,168.02	15,988.00	15,988.00	14,819.98	7%
160	Payroll Tax - ETT	0.76	26.02	283.00	283.00	256.98	9%
205	Insurance - Health	2,757.91	33,077.09	46,122.00	46,122.00	13,044.91	72%
210	Insurance - Dental	136.19	1,270.13	1,854.00	1,854.00	583.87	69%
215	Insurance - Vision	22.74	206.19	310.00	310.00	103.81	67%
225	Retirement - PERS Expense	2,197.34	23,964.41	45,869.00	45,869.00	21,904.59	52%
305	Operations & Maintenance	150.38	6,790.45	8,000.00	8,000.00	1,209.55	85%
310	Phone & Fax Expense	105.85	1,013.65	1,500.00	1,500.00	486.35	68%
315	Postage, Shipping & Freight	43.52	192.65	1,000.00	1,000.00	807.35	19%
319	Legal: P.R.A.s - Professional Svcs	0.00	0.00	600.00	600.00	600.00	0%
320	Printing & Reproduction	0.00	171.25	1,000.00	1,000.00	828.75	17%
321	IT Services - Professional Svcs	1,132.35	10,557.71	12,800.00	12,800.00	2,242.29	82%
323	Auditor - Professional Svcs	0.00	3,643.20	3,644.00	3,644.00	0.80	100%
324	GSA-GSP - Professional Svcs	3,117.50	7,114.53	15,000.00	15,000.00	7,885.47	47%
325	Accounting - Professional Svcs	0.00	2,510.36	4,500.00	4,500.00	1,989.64	56%
326	Engineering - Professional Svcs	31,659.38	53,565.64	25,000.00	52,310.00	-1,255.64	102%
327	Legal: General - Professional Svcs	0.00	17,429.77	27,000.00	27,000.00	9,570.23	65%
328	Insurance - Prop & Liability	0.00	32,485.00	32,485.00	32,485.00	0.00	100%
329	New Hire Screening	0.00	0.00	100.00	100.00	100.00	0%
330	Contract Labor	0.00	0.00	5,000.00	5,000.00	5,000.00	0%
331	Legal: SMEA - Professional Svcs	0.00	1,435.10	3,500.00	3,500.00	2,064.90	41%

Fund Account	Object	Committed Current Month	Committed YTD	Original Appropriation	Current Appropriation	Available Appropriation	% Committed
50 WATER DEPARTMENT							
333	Legal: HR - Professional Svcs	0.00	9,525.46	9,500.00	9,500.00	-25.46	100%
334	Maintenance Agreements	37.50	4,141.33	9,000.00	9,000.00	4,858.67	46%
335	Meals	0.00	0.00	100.00	100.00	100.00	0%
340	Meetings and Conferences	0.00	0.00	1,000.00	1,000.00	1,000.00	0%
341	Space Rental	0.00	913.75	800.00	800.00	-113.75	114%
345	Mileage Expense Reimbursement	0.00	0.00	250.00	250.00	250.00	0%
348	Safety Equipment and Supplies	0.00	1,019.42	2,000.00	2,000.00	980.58	51%
350	Repairs & Maint - Computers	0.00	0.00	1,500.00	1,500.00	1,500.00	0%
351	Repairs & Maint - Equip	49.23	3,976.32	5,000.00	5,000.00	1,023.68	80%
352	Repairs & Maint - Structures	0.00	126.81	2,000.00	2,000.00	1,873.19	6%
353	Repairs & Maint - Infrastructure	11,640.11	41,142.52	50,000.00	59,163.00	18,020.48	70%
354	Repairs & Maint - Vehicles	0.00	4,429.32	4,500.00	4,500.00	70.68	98%
356	Testing & Supplies - Well #3	278.67	2,961.67	3,500.00	3,500.00	538.33	85%
357	Testing & Supplies - Well #4	278.68	2,961.70	3,500.00	3,500.00	538.30	85%
358	Testing & Supplies - SLT Well	1,034.67	4,803.19	6,000.00	6,000.00	1,196.81	80%
359	Testing & Supplies - Other	165.00	4,389.00	6,000.00	6,000.00	1,611.00	73%
362	Cross-Connection Control Svcs.	0.00	1,060.60	1,500.00	1,500.00	439.40	71%
374	CSD Utilities - Billing Services	25.62	2,780.07	4,000.00	4,000.00	1,219.93	70%
375	Internet Expenses	253.92	2,285.28	3,500.00	3,500.00	1,214.72	65%
376	Web Page - Upgrade/Maint	0.00	1,060.74	1,061.00	1,061.00	0.26	100%
380	Utilities - Alarm Service	50.00	400.00	2,000.00	2,000.00	1,600.00	20%
381	Utilities - Electric	4,566.01	45,841.45	46,000.00	46,000.00	158.55	100%
382	Utilities - Propane	0.00	701.66	1,000.00	1,000.00	298.34	70%
383	Utilities - Trash	62.06	560.48	700.00	700.00	139.52	80%
384	Utilities - Water/Sewer	0.00	0.00	1,500.00	1,500.00	1,500.00	0%
385	Dues and Subscriptions	105.00	5,244.06	4,500.00	4,500.00	-744.06	117%
386	Education and Training	0.00	873.80	5,000.00	5,000.00	4,126.20	17%
393	Advertising and Public Notices	445.00	970.00	2,000.00	2,000.00	1,030.00	49%
394	LAFCO Allocations	0.00	1,932.53	1,933.00	1,933.00	0.47	100%
395	Community Outreach	0.00	832.05	1,200.00	1,200.00	367.95	69%
396	Utilities - SoCal Gas	31.40	316.23	2,000.00	2,000.00	1,683.77	16%
410	Office Supplies	37.64	860.98	2,000.00	2,000.00	1,139.02	43%
432	Utility Rate Design Study	450.00	31,413.79	20,000.00	20,000.00	-11,413.79	157%
459	SCADA - Maintenance Fees	0.00	0.00	1,500.00	1,500.00	1,500.00	0%
465	Cell phones, Radios and Pagers	144.08	1,319.89	1,920.00	1,920.00	600.11	69%
475	Computer Supplies & Upgrades	0.00	875.50	1,000.00	1,000.00	124.50	88%
481	Chemicals- Well #3	0.00	2,390.86	4,000.00	4,000.00	1,609.14	60%
482	Chemicals- Well #4	0.00	3,527.66	4,000.00	4,000.00	472.34	88%
483	Chemicals- SLT Well	0.00	2,128.14	3,000.00	3,000.00	871.86	71%
485	Fuel Expense	409.21	3,837.34	6,000.00	6,000.00	2,162.66	64%
490	Small Tools & Equipment	27.37	1,052.88	6,000.00	6,000.00	4,947.12	18%
495	Uniform Expense	1,035.99	1,460.68	2,500.00	2,500.00	1,039.32	58%
518	Water Projects SLT Well	37,293.16	37,293.16	0.00	35,390.00	-1,903.16	105%
520	Water Main Valves Replacement	1,506.97	9,578.97	10,000.00	10,000.00	421.03	96%
525	Water Meter Replacement	0.00	0.00	20,000.00	20,000.00	20,000.00	0%
535	Water Lines Repairs	0.00	8,072.00	20,000.00	20,000.00	11,928.00	40%
546	Master Plans	0.00	0.00	6,000.00	6,000.00	6,000.00	0%
605	USDA Loan Payment	0.00	0.00	20,000.00	20,000.00	20,000.00	0%
715	Licenses, Permits and Fees	0.00	6,006.38	7,000.00	7,000.00	993.62	86%

Fund Account	Object	Committed Current Month	Committed YTD	Original Appropriation	Current Appropriation	Available Appropriation	% Committed
50 WATER DEPARTMENT							
805	Refundable Water/Sewer/Hydrant	0.00	0.00	100.00	100.00	100.00	0%
925	Bank Fees	0.00	-0.36	1.00	1.00	1.36	-36%
930	Interest Fees	0.00	44,326.21	60,000.00	60,000.00	15,673.79	74%
940	Bank Service Charges	0.00	0.00	100.00	100.00	100.00	0%
949	Lease agreements	990.00	8,910.00	14,000.00	14,000.00	5,090.00	64%
961	SLT Tank and Booster Pump Project	0.00	10,842.49	38,726.00	49,626.00	38,783.51	22%
962	0.65 MG Tank	0.00	32,970.00	67,660.00	67,660.00	34,690.00	49%
990	Retirement/Health Ins Liability	0.00	8,778.00	0.00	0.00	-8,778.00	0%
	Account Total:	120,765.17	787,976.63	1,156,417.00	1,239,180.00	451,203.37	64%
	Account Group Total:	120,765.17	787,976.63	1,156,417.00	1,239,180.00	451,203.37	64%
70000 Transfers							
70000	Transfers						
352	Repairs & Maint - Structures	0.00	-879.01	-879.00	-879.00	0.01	100%
	Account Total:	0.00	-879.01	-879.00	-879.00	0.01	100%
	Account Group Total:	0.00	-879.01	-879.00	-879.00	0.01	100%
	Fund Total:	120,765.17	787,097.62	1,155,538.00	1,238,301.00	451,203.38	64%
60 SOLID WASTE DEPARTMENT							
66000 SOLID WASTE							
66000 SOLID WASTE							
101	EE Timekeeping Costs	0.00	135.70	300.00	300.00	164.30	45%
105	Salaries and Wages	959.58	9,895.92	16,745.00	16,745.00	6,849.08	59%
111	BOD Stipend	5.00	53.00	264.00	264.00	211.00	20%
120	Workers' Compensation	0.00	13.82	100.00	100.00	86.18	14%
121	Physicals	0.00	6.08	50.00	50.00	43.92	12%
135	Payroll Tax - FICA/SS	0.30	3.23	60.00	60.00	56.77	5%
140	Payroll Tax - Medicare	13.97	141.88	246.00	246.00	104.12	58%
155	Payroll Tax - SUI	0.25	43.53	800.00	800.00	756.47	5%
160	Payroll Tax - ETT	0.00	0.87	12.00	12.00	11.13	7%
205	Insurance - Health	130.62	1,270.38	1,783.00	1,783.00	512.62	71%
210	Insurance - Dental	5.17	47.39	66.00	66.00	18.61	72%
215	Insurance - Vision	0.82	7.47	12.00	12.00	4.53	62%
225	Retirement - PERS Expense	120.75	1,179.04	1,389.00	1,389.00	209.96	85%
305	Operations & Maintenance	0.00	25.97	2,000.00	2,000.00	1,974.03	1%
310	Phone & Fax Expense	9.92	72.95	65.00	65.00	-7.95	112%
315	Postage, Shipping & Freight	4.08	13.55	50.00	50.00	36.45	27%
319	Legal: P.R.A.s - Professional Svcs	0.00	0.00	50.00	50.00	50.00	0%
320	Printing & Reproduction	0.00	0.00	50.00	50.00	50.00	0%
321	IT Services - Professional Svcs	106.16	718.58	3,300.00	3,300.00	2,581.42	22%
323	Auditor - Professional Svcs	0.00	341.55	600.00	600.00	258.45	57%
325	Accounting - Professional Svcs	0.00	216.35	750.00	750.00	533.65	29%
327	Legal: General - Professional Svcs	0.00	8,214.57	9,500.00	9,500.00	1,285.43	86%
328	Insurance - Prop & Liability	0.00	1,646.35	1,646.00	1,646.00	-0.35	100%
329	New Hire Screening	0.00	0.00	50.00	50.00	50.00	0%
331	Legal: SMEA - Professional Svcs	0.00	0.00	250.00	250.00	250.00	0%
333	Legal: HR - Professional Svcs	0.00	667.39	600.00	600.00	-67.39	111%

Fund Account	Object	Committed Current Month	Committed YTD	Original Appropriation	Current Appropriation	Available Appropriation	% Committed
60 SOLID WASTE DEPARTMENT							
334	Maintenance Agreements	0.00	203.55	600.00	600.00	396.45	34%
341	Space Rental	0.00	69.75	100.00	100.00	30.25	70%
345	Mileage Expense Reimbursement	0.00	0.00	50.00	50.00	50.00	0%
348	Safety Equipment and Supplies	0.00	0.00	500.00	500.00	500.00	0%
350	Repairs & Maint - Computers	0.00	0.00	150.00	150.00	150.00	0%
351	Repairs & Maint - Equip	0.00	182.31	500.00	500.00	317.69	36%
352	Repairs & Maint - Structures	0.00	0.00	100.00	100.00	100.00	0%
353	Repairs & Maint - Infrastructure	0.00	0.00	1,000.00	1,000.00	1,000.00	0%
354	Repairs & Maint - Vehicles	0.00	0.00	150.00	150.00	150.00	0%
375	Internet Expenses	10.58	95.22	150.00	150.00	54.78	63%
376	Web Page - Upgrade/Maint	0.00	59.76	132.00	132.00	72.24	45%
382	Utilities - Propane	0.00	0.00	150.00	150.00	150.00	0%
385	Dues and Subscriptions	0.00	172.63	1,000.00	1,000.00	827.37	17%
386	Education and Training	0.00	54.15	500.00	500.00	445.85	11%
393	Advertising and Public Notices	0.00	0.00	500.00	500.00	500.00	0%
394	LAFCO Allocations	0.00	1,932.52	1,933.00	1,933.00	0.48	100%
395	Community Outreach	0.00	303.50	500.00	500.00	196.50	61%
410	Office Supplies	0.59	11.91	25.00	25.00	13.09	48%
432	Utility Rate Design Study	0.00	0.00	16,473.00	16,473.00	16,473.00	0%
465	Cell phones, Radios and Pagers	16.00	146.59	150.00	150.00	3.41	98%
485	Fuel Expense	0.00	0.00	200.00	200.00	200.00	0%
490	Small Tools & Equipment	0.00	0.00	100.00	100.00	100.00	0%
495	Uniform Expense	0.00	3.81	150.00	150.00	146.19	3%
650	SB1383 Compliance	0.00	0.00	250.00	250.00	250.00	0%
940	Bank Service Charges	0.00	0.00	50.00	50.00	50.00	0%
949	Lease agreements	110.00	990.00	1,200.00	1,200.00	210.00	83%
	Account Total:	1,493.79	28,941.27	67,351.00	67,351.00	38,409.73	43%
	Account Group Total:	1,493.79	28,941.27	67,351.00	67,351.00	38,409.73	43%
70000	Transfers						
70000	Transfers						
352	Repairs & Maint - Structures	0.00	-97.67	-98.00	-98.00	-0.33	100%
	Account Total:	0.00	-97.67	-98.00	-98.00	-0.33	100%
	Account Group Total:	0.00	-97.67	-98.00	-98.00	-0.33	100%
	Fund Total:	1,493.79	28,843.60	67,253.00	67,253.00	38,409.40	43%
	Grand Total:	415,870.33	2,674,757.75	4,606,951.00	4,718,470.00	2,043,712.25	57%

SAN MIGUEL CSD Investment Portfolio Report - MONTHLY

3/31/2024



	SECURITY	TYPE	PRICE	COUPON	AMOUNT	YIELDS AVG YIELD	ANNUAL CASH FLOW	MATURITY DATE	FDIC CERT #	SETTLE DATE	MARKET VALUE AS OF REPORT	PORTFOLIO %
Lighting - Capital	Fidelity Govt MMKT	CASH	\$ 1.00	4.47%	\$ 29,267.48	4.43%	\$ 1,299.48				\$ 29,267.48	1.9%
	JP Morgan Chase NA	CD	\$ 100.00	5.25%	\$ 138,000.00	5.25%	\$ 7,245.00	8/15/2028	628	8/15/2023	\$ 138,430.56	9.1%
	BMW Bank NA	CD	\$ 100.00	4.60%	\$ 200,000.00	4.60%	\$ 9,200.00	3/10/2028	35141	3/10/2028	\$ 201,664.00	13.2%
											total: \$ 369,362.04	
Lighting- Reserve	Fidelity Govt MMKT	CASH	\$ 1.00	4.47%	\$ 7,674.19	4.43%	\$ 340.73				\$ 7,674.19	0.5%
	Morgan Stanley Bank NA	CD	\$ 100.00	5.05%	\$ 150,000.00	5.05%	\$ 7,575.00	3/10/2028	32992	3/10/2028	\$ 150,766.50	9.9%
											total: \$ 158,440.69	
Wastewater- LT Mnt	Fidelity Govt MMKT	CASH	\$ 1.00	4.44%	\$ 3,601.08	4.44%	\$ 159.89				\$ 3,601.08	0.2%
	Freddie Mac	AGCY	\$ 99.20	4.25%	\$ 200,000.00	4.43%	\$ 8,500.00	1/30/2029	N/A	3/19/2024	\$ 197,598.00	13.2%
	Fed. Home Loan Bank	AGCY	\$ 100.47	4.75%	\$ 310,000.00	4.64%	\$ 14,725.00	2/6/2029	N/A	2/9/2024	\$ 310,483.60	20.5%
											total: \$ 511,682.68	
Wastewater - Capital	Fidelity Govt MMKT	CASH	\$ 1.00	4.44%	\$ 15,838.38	4.44%	\$ 703.22				\$ 15,838.38	1.0%
	BMO HARRIS BANK NA	CD	\$ 100.00	5.00%	\$ 200,000.00	5.00%	\$ 10,000.00	5/18/2028	16571	5/18/2023	\$ 200,184.00	13.2%
	MEDALLION BANK	CD	\$ 100.00	5.00%	\$ 103,000.00	5.00%	\$ 5,150.00	5/24/2028	57449	3/8/2023	\$ 103,093.73	6.8%
											total: \$ 319,116.11	
Water - Capital	Fidelity Govt MMKT	CASH	\$ 1.00	4.44%	\$ 7,674.19	4.44%	\$ 340.73				\$ 7,674.19	0.5%
	Morgan Stanley Private Bk	CD	\$ 100.00	5.05%	\$ 150,000.00	5.05%	\$ 7,575.00	3/10/2028	34221	3/10/2023	\$ 150,712.50	9.9%
											total: \$ 158,386.69	
Total & Average:					\$ 1,515,055.32	4.87%	\$ 72,814.05				\$ 1,516,988.21	100%

Disclosure

Registered Representative Securities offered through Cambridge Investment Research, Inc., a broker-dealer, member FINRA/SIPC. Investment Advisor Representative Cambridge Investment Research Advisors, Inc., a Registered Investment

SMCSD STATEMENTS OF INFORMATION:

As of this report date the District is in compliance with the SMCSD Investment Policy.

As of this report date the District has the ability to meet it's expenditure requirements through: September 28, 2024

Kelly Dodds, General Manager SMCSD

Michelle Hido, Financial Officer SMCSD

SAN MIGUEL CSD Investment Portfolio Report - QUARTERLY

QUARTER 1 2024



	SECURITY	TYPE	PRICE	COUPON	AMOUNT	YIELDS AVG YIELD	ANNUAL CASH FLOW	MATURITY DATE	FDIC CERT #	SETTLE DATE	Q4 MARKET VALUE	MARKET VALUE AS OF REPORT	PORTFOLIO %
Lighting - Capital	Fidelity Govt MMKT	CASH	\$ 1.00	4.47%	\$ 20,305.22	4.47%	\$ 907.64				\$ 20,305.22	\$ 29,267.48	1.4%
	JP Morgan Chase NA	CD	\$ 100.00	5.25%	\$ 138,000.00	5.25%	\$ 7,245.00	8/15/2028	628	8/15/2023	\$ 138,550.62	\$ 138,430.56	9.3%
	BMW Bank NA	CD	\$ 100.00	4.60%	\$ 200,000.00	4.60%	\$ 9,200.00	3/10/2028	35141	3/10/2028	\$ 199,710.00	\$ 201,664.00	13.4%
											total: \$ 358,565.84	\$ 369,362.04	
Lighting- Reserve	Fidelity Govt MMKT	CASH	\$ 1.00	4.47%	\$ 3,844.65	4.47%	\$ 171.86				\$ 3,844.65	\$ 7,674.19	0.3%
	Morgan Stanley Bank NA	CD	\$ 100.00	5.05%	\$ 150,000.00	5.05%	\$ 7,575.00	3/10/2028	32992	3/10/2028	\$ 150,046.50	\$ 150,766.50	10.1%
											total: \$ 153,891.15	\$ 158,440.69	
Wastewater- LT Mnt	Fidelity Govt MMKT	CASH	\$ 1.00	4.47%	\$ 7,551.07	4.47%	\$ 337.53				\$ 7,551.07	\$ 3,601.08	0.5%
	Freddie Mac	AGCY	\$ 99.20	4.25%	\$ 200,000.00	4.43%	\$ 8,500.00	1/30/2029	N/A	3/19/2024	NEW	\$ 197,598.00	13.4%
	Freddie Mac	AGCY	\$ 99.78	5.00%	\$ 300,000.00	5.05%	\$ 15,000.00	2/7/2028	N/A	3/8/2023	\$ 299,037.00	\$ 310,483.60	20.2%
											total: \$ 306,588.07	\$ 511,682.68	
Wastewater - Capital	Fidelity Govt MMKT	CASH	\$ 1.00	4.47%	\$ 11,883.29	4.47%	\$ 531.18				\$ 11,883.29	\$ 15,838.38	0.8%
	BMO HARRIS BANK NA	CD	\$ 100.00	5.00%	\$ 200,000.00	5.00%	\$ 10,000.00	5/18/2028	16571	5/18/2023	\$ 200,064.00	\$ 200,184.00	13.4%
	MEDALLION BANK	CD	\$ 100.00	5.00%	\$ 103,000.00	5.00%	\$ 5,150.00	5/24/2028	57449	3/8/2023	\$ 103,167.89	\$ 103,093.73	6.9%
											total: \$ 315,115.18	\$ 319,116.11	
Water - Capital	Fidelity Govt MMKT	CASH	\$ 1.00	4.47%	\$ 3,844.65	4.47%	\$ 171.86				\$ 3,844.65	\$ 7,674.19	0.3%
	Morgan Stanley Private Bk	CD	\$ 100.00	5.05%	\$ 150,000.00	5.05%	\$ 7,575.00	3/10/2028	34221	3/10/2023	\$ 150,034.50	\$ 150,712.50	10.1%
											total: \$ 153,879.15	\$ 158,386.69	
Total & Average:					\$ 1,488,428.88	4.97%	\$ 72,365.07				\$ 1,288,039.39	\$ 1,516,988.21	100%

SMCSD STATEMENTS OF INFORMATION:

As of this report date the District is in compliance with the SMCSD Investment Policy.

As of this report date the District has the ability to meet it's expenditure requirements.

Kelly Dodds, General Manager SMCSD

Michelle Hido, Financial Officer SMCSD

**San Miguel Community Services District Board Of Director & Groundwater
Sustainability Agency
Staff Report**

April 25, 2024

AGENDA ITEM: 10.3

SUBJECT: Draft Fiscal Year 2024-2025 District Operation and Maintenance (O&M) Budget and Capital Improvement Project (CIP) Budget. (Discuss and provide comments to staff)

SUGGESTED ACTION:

Discuss the DRAFT Fiscal Year 2024-2025 Operation and Maintenance (O&M) Budget and Capital Improvement Project (CIP) Budget and provide comments to Staff.

DISCUSSION:

Annually, the Board is tasked with reviewing and approving the Operation and Maintenance (O&M) budget for the District.

The DRAFT Revenue and Expenditure Budgets are based on the review of current costs as well as proposed costs for each individual District Fund and all the Funds collectively.

The DRAFT CIP Budget is inclusive of projects which are currently underway, that are carrying over from the prior year, and any new projects for this fiscal year.

Once approved as part of the O&M or CIP budgets; all purchases will be made in accordance with the purchasing, or other applicable policies in effect at the time of the purchase or obligation.

After this review, comments and corrections will be addressed and the O&M Budget and CIP Budget will be brought to the Board for final approval at the May Board Meeting. Once approved, these budgets will take effect July 1st, 2024.

REVENUE NOTE: All property tax revenues are estimates provided (annually) to the District by the County of San Luis Obispo.

REVENUE TRANSFERS: Transfers from the Operating Cash account to either Operational Reserve or Capital Reserve may be made within a department to meet District Reserve goals based on the approved District Reserve Policy. This usually occurs at the close of a Fiscal Year but may occur at any time throughout the year as needed.

Transfers from Capital Reserve to fund specific Capital Project Expenditures are only done after the Expense is incurred and only for the amount approved or incurred if that amount is different than the total amount approved (whichever is less).

Budget Overview As of March 31st 75% of the fiscal year has been completed.

FIRE PROTECTION DEPARTMENT (FUND 20)

2023-24 Budget performance thru March 31st, 2024

- Budgeted Revenue \$614,304 Actual Revenue \$409,139 Percentage 67%
- Budgeted Expense \$633,916 Actual Expense \$483,066 Percentage 76%

2024-25 DRAFT Budget

- Budgeted Revenue \$643,697 Budgeted Expense \$620,677 Net \$23,202
- Budgeted Project Cost \$138,719 (\$202,144 of ongoing project cost expended to date, \$133,219 remaining at time of this report)

\$80,769 (included in budgeted total) is to be transferred from the Capital reserve account for Project 21006 (Temporary Housing Unit) and Engine 8668 annual loan payment.

LIGHTING DEPARTMENT (FUND 30)

2023-24 Budget performance thru March 31st, 2023

- Budgeted Revenue \$168,681 Actual Revenue \$146,287 Percentage 87%
- Budgeted Expense \$148,791 Actual Expense \$43,269 Percentage 29%

2024-25 DRAFT Budget

- Budgeted Revenue \$163,287 Budgeted Expense \$158,958 Net \$4,329
- Budgeted Project Cost \$16,473

WASTEWATER DEPARTMENT (FUND 40)

2023-24 Budget performance thru March 31st, 2023

- Budgeted Revenue \$2,692,986 Actual Revenue \$1,134,879 Percentage 42%
- Budgeted Expense \$2,630,209 Actual Expense \$1,332,481 Percentage 51%

2024-25 DRAFT Budget

- Budgeted Revenue \$2,958,964 Budgeted Expense \$2,957,286 Net \$1,678
- Budgeted Project Cost \$1,412,765 (\$1,328,094 of project cost expended in 2023-24, \$1,402,765 remaining at the time of this report)

WATER DEPARTMENT (FUND 50)

2023-24 Budget performance thru March 31st, 2023

- Budgeted Revenue \$1,167,837 Actual Revenue \$757,777 Percentage 65%

- Budgeted Expense \$1,238,301 Actual Expense \$787,097 Percentage 64%

2024-25 DRAFT Budget

- Budgeted Revenue \$1,107,676 Budgeted Expense \$1,101,328 Net \$6,348
- Budgeted Project Cost \$50,000

SOLID WASTE DEPARTMENT (FUND 60)

2023-24 Budget performance thru March 31st, 2023

- Budgeted Revenue \$60,753 Actual Revenue \$39,349 Percentage 65%
- Budgeted Expense \$67,253 Actual Expense \$28,843 Percentage 43%

2024-25 DRAFT Budget

- Budgeted Revenue \$43,936 Budgeted Expense \$60,179 Net \$16,243
- Budgeted Project Cost \$0

DISTRICT TOTALS

2023-24 Budget performance thru March 31st, 2022

- Budgeted Revenue \$4,704,361 Actual Revenue \$2,487,433 Percentage 53%
- Budgeted Expense \$4,718,470 Actual Expense \$2,674,757 Percentage 57%

2024-25 DRAFT Budget

- Budgeted Revenue \$4,917,560 Budgeted Expense \$4,898,428 Net \$19,132
- Budgeted Project Cost \$1,617,957 (\$937,897 of project costs expended in 2023-24)

THE DRAFT CAPITAL IMPROVEMENT PROJECTS (CIP'S) ARE OUTLINED BELOW.

First 2 digits of project number relate to the fiscal year in which it started. The last 3 digits are the project number in sequence for which it was entered into the system.

THE FOLLOWING PROJECTS ARE CONTINUING FROM PRIOR FISCAL YEARS UNDER THE ORIGINAL FUNDING AMOUNT

- **20001 – WWTF Final Design/ project management.** This project is for the design and management of the WWTF upgrade and expansion. This project is carried over from the 2020-21 fiscal year. Funded with capital reserves.
- **21002 – Water Main flushing project.** At the direction of the Waterboard, the District will be required to flush water mains in a proactive attempt to reduce arsenic buildup in the water distribution system. Approved through Resolution 2021-39.
- **21003 – WWTF Membrane Bio Reactor.** Purchase of the Membrane Bio Reactor treatment system currently under contract with Fluid Resource Management. This project is carried over

from the 2021-22 fiscal year in Resolution 2021-33. Funded with capital reserves.

- **21006 – Temporary Housing Unit.** Finance, purchase, and installation of a Temporary Housing Unit (THU) for the Fire Station. Resolution 2022-21, 22.
- **21008 – Sanitary Sewer lining and manhole rehabilitation project** Planning and assessment of the sanitary sewer mains and manholes to prepare for repairs and lining construction plans and specifications. Approved through Resolutions 2022-59, 2023-44, 48, 50.
- **22002 – Electric Vehicle for WWTF.** Purchase of an electric service vehicle for sole use at the WWTF for daily operation and maintenance. Funded with Capital Reserves.
- **22003 – Replacement Utility Vehicle.** Replacement of the existing utility vehicle with a utility vehicle which meets the current and planned needs of the Utilities Departments, both now and in the foreseeable future. Funded with Capital Reserves.
- **22004 – Replacement Sewer Video Camera.** Purchase of a replacement sewer video camera system to replace the system donated to the District from The City of Paso Robles. Funded with Capital Reserves.
- **22005 – Cost of Service Rate study for funds 30, 40, 50, 60.** Each fund will pay their share of the study cost, funds 30 and 60 will pay for their share of cost with Operational reserves while funds 40 and 50 will pay for their share of cost with Capital reserves. Resolution 2022-37.
- **22006 – Annual Water Meter Replacement.** Previously funded in the O&M budget this annual replacement is a CIP item and is included in this year’s CIP Budget. Funded with Operational Reserves.
- **22007 – Mission Street trash and recycling cans.** Purchase new and replacement trash and recycling cans for Mission Street. Funded with Capital Reserves.
- **22010 – 3W water line from WWTF to Vino Farms.** SGMA grant for GSA project to install 3W line from WWTF to Vino farms and Courtside. Resolution 2022-67, 70.
- **22012 – Water Tank Inspection and Repair.** Inspection and repair of the 2009 Steel 0.65M gallon Tank approved through Resolution 2022-64 and funded with Capital Reserves.
- **23001 – Vacuum Trailer**
- **23002 – Septic to Sewer Conversion.** Installation of sewer collection on the San Lawrence Terrace to mitigate negative effects of Septic on Groundwater. Part of the District’s Master Plan and approved by Resolution 2023-43, a Grant to fund the project is being applied for.

THE FOLLOWING PROJECTS ARE PROPOSED PROJECTS TO BE STARTED AND FUNDED WITHIN THE 2024-25 FISCAL YEAR

- **24001 – Fire Station Renovation.**

FISCAL IMPACT:

There is no impact associated with the review of this report.

PREPARED BY: Michelle Hido

San Miguel Community Services District

PROPOSED OPERATING BUDGET
FISCAL YEAR 2024-2025



FIRE – LIGHTING/LANDSCAPING – WASTEWATER – WATER – SOLID WASTE

SAN MIGUEL CSD
Revenue Budget Report -- MultiYear Actuals
For the Year: 2024 - 2025

20 FIRE PROTECTION DEPARTMENT

Account	Actuals				Current	%	Prelim.	Budget	Final	% Old
	20-21	21-22	22-23	23-24	Budget 23-24	Rec. 23-24	Budget 24-25	Change 24-25	Budget 24-25	Budget 24-25
40000										
40300 Fireworks Permit Fees	3,120	3,360	4,200		3,450	0%	3,450		3,450	100%
40310 Fireworks Refundable C/Up		500			0	0%			0	0%
40320 Fire Impact Fees			5,017	16,728	3,000	558%	3,000		3,000	100%
40370 Johnson Restitution -		6,027			0	0%			0	0%
40410 Mutual Aid Fires ~ OES	184,384	167,452		27,510	0	***%			0	0%
40420 Ambulance Reimbursement	5,021	5,118	5,336	4,123	3,000	137%	3,000		3,000	100%
40500 State Fire Grants			18,115		20,000	0%	20,000		20,000	100%
40505 CFF California Fire	15,000				0	0%			0	0%
Group:	207,525	182,457	32,668	48,361	29,450	164%	29,450	0	29,450	100%
43000 Property Taxes Collected										
43000 Property Taxes Collected	431,847	413,538	484,495	351,849	497,467	71%	526,859		526,859	106%
Group:	431,847	413,538	484,495	351,849	497,467	71%	526,859	0	526,859	106%
44000 Forestry & Fire Protection Reimbursement										
44000 Forestry & Fire	19,031				0	0%			0	0%
Group:	19,031				0	0%	0	0	0	0%
46000 Interest Revenue										
46000 Interest Revenue	958	281	1,465	731	0	***%			0	0%
46009 Grants - Other		138	132		0	0%			0	0%
46010 Transfer In			46,500	-1,953	0	***%			0	0%
46012 Fire Transfers from Cap					85,888	0%	85,888		85,888	100%
46150 Miscellaneous Income	9,832	67	466	736	0	***%			0	0%
46151 Refund/Adjustments	1,816	295	5,740	2,682	0	***%			0	0%
46153 Plan Check Fees and	11,310	2,236	2,100	1,109	1,500	74%	1,500		1,500	100%
46157 Donation			500		0	0%			0	0%
46175 Sale of Surplus Property			21,873	5,625	0	***%			0	0%
46511 HOLMAN THU LOAN		274,379			0	0%			0	0%
Group:	23,916	277,396	78,776	8,930	87,388	10%	87,388	0	87,388	100%
Fund:	682,319	873,391	595,939	409,140	614,305	67%	643,697	0	643,697	105%

SAN MIGUEL CSD
Revenue Budget Report -- MultiYear Actuals
For the Year: 2024 - 2025

30 STREET LIGHTING DEPARTMENT

Account	Actuals				Current	%	Prelim.	Budget	Final	% Old
	20-21	21-22	22-23	23-24	Budget 23-24	Rec. 23-24	Budget 24-25	Change 24-25	Budget 24-25	Budget 24-25
40000										
40370 Johnson Restitution -		-717				0 0%				0 0%
Group:		-717				0 0%	0	0		0 0%
43000 Property Taxes Collected										
43000 Property Taxes Collected	130,125	121,711	149,517	107,761	154,663	70%	163,287		163,287	106%
Group:	130,125	121,711	149,517	107,761	154,663	70%	163,287	0	163,287	106%
46000 Interest Revenue										
46000 Interest Revenue	4,724	4,150	12,473	22,923	10,419	220%				0 0%
46009 Grants - Other		12	14			0 0%				0 0%
46100 Realized Earnings	-2,919	-10,495	-14,931	7,403	-1,839	***%				0 0%
46150 Miscellaneous Income	11,734	6	149	326	150	217%				0 0%
46151 Refund/Adjustments	24	21	130	5,297	5,288	100%				0 0%
46155 Will Serve Processing		200	400			0 0%				0 0%
46175 Sale of Surplus Property			5,727			0 0%				0 0%
Group:	13,563	-6,106	3,962	35,949	14,018	256%	0	0		0 0%
Fund:	143,688	114,888	153,479	143,710	168,681	85%	163,287	0	163,287	97%

SAN MIGUEL CSD
Revenue Budget Report -- MultiYear Actuals
For the Year: 2024 - 2025

40 WASTEWATER DEPARTMENT

Account	Actuals				Current	%	Prelim.	Budget	Final	% Old
	20-21	21-22	22-23	23-24	Budget 23-24	Rec. 23-24	Budget 24-25	Change 24-25	Budget 24-25	Budget 24-25
40000										
40370 Johnson Restitution -		8,069			0	0%			0	0%
40440 CDBG Grant	185,736				0	0%			0	0%
40850 Wastewater Hook-up Fees	330,704	13,033	29,445		0	0%			0	0%
40900 Wastewater Sales	1,082,533	1,137,245	1,193,899	904,286	1,099,618	82%	1,099,618		1,099,618	100%
40901 Riverzone Surcharge		9,089	18,576	13,966	18,388	76%	18,388		18,388	100%
40910 Wastewater Late Charges		10,480	19,526	16,173	9,070	178%			0	0%
Group:	1,598,973	1,177,916	1,261,446	934,425	1,127,076	83%	1,118,006	0	1,118,006	99%
43000 Property Taxes Collected										
43000 Property Taxes Collected	65,474	177,785	75,721	55,364	77,556	71%	82,374		82,374	106%
Group:	65,474	177,785	75,721	55,364	77,556	71%	82,374	0	82,374	106%
46000 Interest Revenue										
46000 Interest Revenue	1,443	713	13,244	21,153	12,959	163%			0	0%
46003 CWSRF Grants				1,671	1,026,500	0%	924,553		924,553	90%
46006 IRWM Grants	8,562				0	0%			0	0%
46008 DWR Grants	137,699	46,989	34,750		0	0%			0	0%
46009 Grants - Other		210	198	29,880	217,355	14%	752,765		752,765	346%
46010 Transfer In			-62,427		0	0%			0	0%
46014 Wastewater Transfers from					15,700	0%	21,266		21,266	135%
46050 Transfer In -Water (40%)					165,282	0%			0	0%
46100 Realized Earnings			-5,867	16,671	6,405	260%			0	0%
46150 Miscellaneous Income	16,676	14,229	26,668	806	39,654	2%			0	0%
46151 Refund/Adjustments	3,270	346	2,133	2,587	2,499	104%			0	0%
46152 Recycling	100				0	0%			0	0%
46155 Will Serve Processing	750	1,200	3,300	3,150	1,800	175%			0	0%
46175 Sale of Surplus Property			53,985		0	0%			0	0%
46200 Wastewater Receiving				72,453	0	***%	60,000		60,000	*****%
Group:	168,500	63,687	65,984	148,371	1,488,154	10%	1,758,584	0	1,758,584	118%
Fund:	1,832,947	1,419,388	1,403,151	1,138,160	2,692,786	42%	2,958,964	0	2,958,964	110%

SAN MIGUEL CSD
Revenue Budget Report -- MultiYear Actuals
For the Year: 2024 - 2025

50 WATER DEPARTMENT										
Account	Actuals				Current	%	Prelim.	Budget	Final	% Old
	20-21	21-22	22-23	23-24	Budget 23-24	Rec. 23-24	Budget 24-25	Change 24-25	Budget 24-25	Budget 24-25
40000										
40370 Johnson Restitution -		7,886			0	0%			0	0%
40440 CDBG Grant	164,388				0	0%			0	0%
Group:	164,388	7,886			0	0%	0	0	0	0%
41000 Water Sales										
41000 Water Sales	951,263	963,936	983,811	728,988	984,276	74%	984,276		984,276	100%
41001 Water Connection Fees	332,852	13,255	29,944		0	0%			0	0%
41003 Water Surcharge		91	535	396	350	113%	400		400	114%
41005 Water Late Charges		9,661	16,270	13,481	8,298	162%			0	0%
41010 Water Meter Fees	12,150	450	450		0	0%			0	0%
Group:	1,296,265	987,393	1,031,010	742,865	992,924	75%	984,676	0	984,676	99%
43000 Property Taxes Collected										
43000 Property Taxes Collected	48,991	48,980	48,980		0	0%			0	0%
Group:	48,991	48,980	48,980		0	0%	0	0	0	0%
46000 Interest Revenue										
46000 Interest Revenue	945	639	4,386	7,142	3,202	223%			0	0%
46002 DWSRF Grants					45,920	0%			0	0%
46007 State/Federal Grants		4,290			0	0%			0	0%
46009 Grants - Other		228	195		0	0%			0	0%
46010 Transfer In			26,913		87,660	0%	117,000		117,000	133%
46050 Transfer In -Water (40%)					35,390	0%			0	0%
46100 Realized Earnings			-1,467	2,660	-455	***%			0	0%
46115 CALOES Resiliency Grant	230,000				0	0%			0	0%
46150 Miscellaneous Income	14,351	2,819	4,551	1,199	500	240%			0	0%
46151 Refund/Adjustments	987	340	4,756	1,117	1,030	108%			0	0%
46152 Recycling	1,977			201	0	***%			0	0%
46155 Will Serve Processing	2,700	500	5,250	3,250	1,650	197%			0	0%
46175 Sale of Surplus Property			51,756	16	16	100%			0	0%
46176 GAIN/LOSS ON DISPOSAL OF		-32,495			0	0%			0	0%
Group:	250,960	-23,679	96,340	15,585	174,913	9%	117,000	0	117,000	67%
Fund:	1,760,604	1,020,580	1,176,330	758,450	1,167,837	65%	1,101,676	0	1,101,676	94%

SAN MIGUEL CSD
Revenue Budget Report -- MultiYear Actuals
For the Year: 2024 - 2025

60 SOLID WASTE DEPARTMENT

Account	Actuals				Current	%	Prelim.	Budget	Final	% Old	
	20-21	21-22	22-23	23-24	Budget 23-24	Rec. 23-24	Budget 24-25	Change 24-25	Budget 24-25	Budget 24-25	
40000											
40370 Johnson Restitution -		729				0	0%			0	0%
Group:		729				0	0%	0	0	0	0%
46000 Interest Revenue											
46000 Interest Revenue	121	51	155	125	70	179%				0	0%
46005 Franchise Fees	44,194	38,464	48,080	38,918	43,936	89%	43,936		43,936	100%	100%
46009 Grants - Other		12	10,011		0	0%				0	0%
46010 Transfer In					16,473	0%	16,473		16,473	100%	100%
46150 Miscellaneous Income	200	296	9,295	260	235	111%				0	0%
46151 Refund/Adjustments	18	17	107	48	39	123%				0	0%
46155 Will Serve Processing		50	100		0	0%				0	0%
46175 Sale of Surplus Property			1,902		0	0%				0	0%
Group:	44,533	38,890	69,650	39,351	60,753	65%	60,409	0	60,409	99%	99%
Fund:	44,533	39,619	69,650	39,351	60,753	65%	60,409	0	60,409	99%	99%

Grand Total: 4,464,091 3,467,866 3,398,549 2,488,811 4,704,362 4,928,033 0 4,928,033

SAN MIGUEL CSD
Expenditure Budget Report -- MultiYear Actuals
For the Year: 2024 - 2025

20 FIRE PROTECTION DEPARTMENT

Account	Object	Actuals				Current	%	Prelim.	Budget	Final	% Old
		20-21	21-22	22-23	23-24	Budget 23-24	Exp. 23-24	Budget 24-25	Changes 24-25	Budget 24-25	Budget 24-25
62000	Fire										
105	Salaries and Wages	132,754	161,041	151,210	108,603	128,416	85%	137,022		137,022	107%
111	BOD Stipend	1,408	2,002	1,270	1,272	1,704	75%	2,100		2,100	123%
115	Payroll Expenses	4,856	2,827		3	0	***%			0	0%
116	OES Payroll Expense		431			0	0%			0	0%
117	OES Duty Coverage		4,616			0	0%			0	0%
118	OES Payroll Tax SUI		1,335			0	0%			0	0%
120	Workers' Compensation	10,044	8,735	30,753	29,429	29,429	100%	34,000		34,000	116%
121	Physicals	75	885		16	1,000	2%	1,000		1,000	100%
125	Volunteer Firefighter Sti	47,372	49,391	88,687	63,110	60,000	105%	72,500		72,500	121%
126	OES Strike Team Payroll	114,489	89,874		20,747	14,748	141%			0	0%
135	Payroll Tax - FICA/SS	9,027	3,458	5,426	4,606	2,278	202%	2,300		2,300	101%
140	Payroll Tax - Medicare	2,229	2,762	3,591	2,768	2,087	133%	2,008		2,008	96%
155	Payroll Tax - SUI	3,234	2,449	2,408	2,351	6,115	38%	512		512	8%
160	Payroll Tax - ETT		16	46	44	130	34%	138		138	106%
205	Insurance - Health	5,225	7,187	12,395	9,961	11,342	88%	6,620		6,620	58%
210	Insurance - Dental	530	774	714	548	674	81%	342		342	51%
215	Insurance - Vision	87	122	115	89	108	82%	56		56	52%
225	Retirement - PERS Expense	7,261	10,323	16,751	12,896	16,585	78%	16,845		16,845	102%
305	Operations & Maintenance	8,531	1,811	4,406	1,480	10,900	14%	10,000		10,000	92%
307	OES Strike Team Expenses	331			998	555	180%			0	0%
310	Phone & Fax Expense	444	2,921	1,143	796	1,500	53%	1,190		1,190	79%
315	Postage, Shipping & Freig	533	218	593	147	300	49%	317		317	106%
319	Legal: P.R.A.s - Professi	2,209	687	407		500	0%	500		500	100%
320	Printing & Reproduction	478	142	364		1,000	0%	1,000		1,000	100%
321	IT Services - Professiona		4,074	9,977	8,004	8,000	100%	15,600		15,600	195%
323	Auditor - Professional Sv		2,341	2,465	3,416	4,000	85%	4,286		4,286	107%
325	Accounting - Professional	4,451	2,038	1,236	2,202	2,500	88%	2,000		2,000	80%
326	Engineering - Professiona	1,330	1,235	1,158	1,840	3,000	61%	3,000		3,000	100%
327	Legal: General - Professi	15,147	16,636	15,304	10,075	18,000	56%	18,000		18,000	100%
328	Insurance - Prop & Liabil	22,508	13,747	16,555	20,175	20,175	100%	24,000		24,000	119%
330	Contract Labor	867				0	0%			0	0%
333	Legal: HR - Professional	16,155	12,003	9,648	5,564	10,000	56%	8,000		8,000	80%
334	Maintenance Agreements	6,623	2,517	2,342	2,654	5,000	53%	3,000		3,000	60%
335	Meals	429	37	325	45	500	9%	500		500	100%
340	Meetings and Conferences		482	3		500	0%	500		500	100%
341	Space Rental				763	1,000	76%	840		840	84%
345	Mileage Expense Reimburse	15	86			500	0%	500		500	100%
346	OES Equip Repairs & Main				42	42	100%			0	0%
348	Safety Equipment and Supp	821	226	365	2,611	5,000	52%	5,000		5,000	100%
350	Repairs & Maint - Compute	1,301	236			2,000	0%	2,000		2,000	100%
351	Repairs & Maint - Equip	1,925	12,870	13,520	7,160	10,000	72%	10,000		10,000	100%
352	Repairs & Maint - Structu	288	8,921	42,796	1,016	4,000	25%	4,000		4,000	100%
354	Repairs & Maint - Vehicle	14,066	8,793	5,010	7,373	8,000	92%	8,000		8,000	100%
355	Testing & Supplies (WWTP)		70			0	0%			0	0%
359	Testing & Supplies - Othe			396	386	1,000	39%	1,000		1,000	100%
370	Dispatch Services (Fire)	8,797	10,874	15,375	14,936	17,000	88%	19,000		19,000	112%
375	Internet Expenses	1,140	612	640	1,689	2,000	84%	2,500		2,500	125%

SAN MIGUEL CSD
Expenditure Budget Report -- MultiYear Actuals
For the Year: 2024 - 2025

20 FIRE PROTECTION DEPARTMENT

Account	Object	Actuals				Current	%	Prelim.	Budget	Final	% Old
		20-21	21-22	22-23	23-24	Budget 23-24	Exp. 23-24	Budget 24-25	Changes 24-25	Budget 24-25	Budget 24-25
376	Web Page - Upgrade/Maint	552	492	768	717	2,000	36%	1,000		1,000	50%
380	Utilities - Alarm Service			105	350	1,000	35%	1,000		1,000	100%
381	Utilities - Electric	2,531	3,419	3,924	299	6,000	5%	6,500		6,500	108%
382	Utilities - Propane	327	300	964	1,533	2,000	77%	2,500		2,500	125%
384	Utilities - Water/Sewer		4	753	1,368	1,700	80%	2,000		2,000	118%
385	Dues and Subscriptions	7,963	9,868	14,050	5,024	6,000	84%	6,500		6,500	108%
386	Education and Training	1,526	9,239	4,450	7,069	8,000	88%	10,000		10,000	125%
388	Education and training: C					1,000	0%			0	0%
393	Advertising and Public No	150	132	338		1,000	0%	1,000		1,000	100%
394	LAFCO Allocations	1,483	1,211	1,483	1,933	2,000	97%	1,932		1,932	97%
395	Community Outreach	418	289	59		1,000	0%	1,000		1,000	100%
405	Software		2,127			3,000	0%	3,000		3,000	100%
410	Office Supplies	541	757	2,026	734	2,000	37%	2,000		2,000	100%
445	CPR/FIRST AID TRAINING MA					500	0%	500		500	100%
450	EMS Supplies	4,265	1,888	2,194	1,255	5,000	25%	5,000		5,000	100%
455	Fire Safety Gear & Equipm	30,627	920			5,000	0%	5,000		5,000	100%
456	State Fire Grants	4,967	1,741	19,165	28,003	34,247	82%	20,000		20,000	58%
457	CFF Grant - California Fi	5,282	7,332			0	0%			0	0%
458	Grants- Professional Serv				1,670	4,000	42%	4,000		4,000	100%
465	Cell phones, Radios and P	695	1,357	2,424	1,235	2,000	62%	2,000		2,000	100%
470	Communication Equipment	839	13,640	3,952	1,249	1,000	125%	1,500		1,500	150%
475	Computer Supplies & Upgra	965	1,365	5,047	4,248	4,396	97%	5,000		5,000	114%
485	Fuel Expense	6,082	10,953	7,935	5,111	9,000	57%	8,000		8,000	89%
490	Small Tools & Equipment	1,919	1,104			2,000	0%	2,000		2,000	100%
495	Uniform Expense	3,435	4,257	895	1,638	5,000	33%	5,000		5,000	100%
500	Capital Outlay	759	-53,000	18,542		0	0%			0	0%
502	Capital Outlay- Fire				10,911	10,911	100%			0	0%
503	Weed Abatement Costs	1,976	5,928	366	5,310	5,150	103%	5,500		5,500	107%
505	Fire Training Grounds	689	1,402			1,000	0%			0	0%
510	Fire Station Renovation	474	130		1,583	2,500	63%	5,500		5,500	220%
511	Fire- Temp Housing Unit	4,800	11,698	17,954		0	0%			0	0%
512	Fire- Escrow Temp Housing			1,175	11,821	4,240	279%			0	0%
710	County Hazmat Dues		2,000	2,000	2,000	2,500	80%	2,500		2,500	100%
715	Licenses, Permits and Fee	287				0	0%			0	0%
820	Fireworks Clean Up				500	500	100%	500		500	100%
900	District Strategic Plan		6,791	324		0	0%			0	0%
940	Bank Service Charges		7			0	0%			0	0%
949	Lease agreements			4,385	5,760	5,760	100%	5,800		5,800	101%
960	Property Tax Expense	211	211	299	154	154	100%	200		200	130%
981	Debt Svcs Equipt - Princi		34,208	36,088	36,397	36,482	100%	37,675		37,675	103%
982	Debt Svcs Equipt - Intere		12,875	11,838	10,686	10,711	100%	9,517		9,517	89%
983	Debt Svcs Structure- Prin			23,013	23,013	23,899	96%	23,013		23,013	96%
984	Debt Svcs Structure - Int			10,564	10,564	9,678	109%	10,564		10,564	109%
990	Retirement/Health Ins Lia					0	0%	3,300		3,300	*****
	Account:	530,743	546,450	654,474	531,950	633,916	84%	620,677	0	620,677	98%
	Fund:	530,743	546,450	654,474	531,950	633,916	84%	620,677	0	620,677	98%

SAN MIGUEL CSD
Expenditure Budget Report -- MultiYear Actuals
For the Year: 2024 - 2025

30 STREET LIGHTING DEPARTMENT

Account	Object	Actuals				Current	%	Prelim.	Budget	Final	% Old
		20-21	21-22	22-23	23-24	Budget 23-24	Exp. 23-24	Budget 24-25	Changes 24-25	Budget 24-25	Budget 24-25
63000	Lighting										
101	EE Timekeeping Costs				136	300	45%	300		300	100%
105	Salaries and Wages	11,427	13,897	12,657	10,932	16,745	65%	20,957		20,957	125%
111	BOD Stipend	128	182	118	149	264	56%	350		350	133%
115	Payroll Expenses	121	87			0	0%			0	0%
120	Workers' Compensation	590	350	18	-15	0	***	350		350	*****
121	Physicals		2		6	50	12%	50		50	100%
135	Payroll Tax - FICA/SS	27	47	20	9	60	15%	57		57	95%
140	Payroll Tax - Medicare	164	191	190	158	247	64%	306		306	124%
155	Payroll Tax - SUI	78	82	55	52	800	7%	86		86	11%
160	Payroll Tax - ETT			1	1	12	8%	16		16	133%
205	Insurance - Health	1,136	1,578	2,326	1,456	1,783	82%	1,783		1,783	100%
210	Insurance - Dental	54	122	66	54	66	82%	51		51	77%
215	Insurance - Vision	6	16	11	9	12	75%	10		10	83%
225	Retirement - PERS Expense	1,927	2,450	1,487	1,281	1,389	92%	1,907		1,907	137%
305	Operations & Maintenance	469	462	597	32	1,500	2%	1,500		1,500	100%
310	Phone & Fax Expense		186	105	81	100	81%	200		200	200%
315	Postage, Shipping & Freig	13	20	12	15	100	15%	100		100	100%
319	Legal: P.R.A.s - Professi		65	42		150	0%	150		150	100%
320	Printing & Reproduction	8	16	2		150	0%	150		150	100%
321	IT Services - Professiona		346	1,286	854	3,300	26%	400		400	12%
323	Auditor - Professional Sv	242	228	250	342	600	57%	725		725	121%
325	Accounting - Professional	145	197	126	217	750	29%	750		750	100%
326	Engineering - Professiona			170		5,000	0%	5,000		5,000	100%
327	Legal: General - Professi	2,865	1,463	2,250	1,553	3,000	52%	3,000		3,000	100%
328	Insurance - Prop & Liabil	945	925	3,313	2,014	2,100	96%	3,000		3,000	143%
329	New Hire Screening	23				50	0%	100		100	200%
330	Contract Labor	75				5,000	0%	5,000		5,000	100%
331	Legal: SMEA - Professiona					300	0%	300		300	100%
333	Legal: HR - Professional	845	719	516	767	1,500	51%	2,000		2,000	133%
334	Maintenance Agreements	381	227	239	251	600	42%	400		400	67%
335	Meals	5				150	0%	150		150	100%
340	Meetings and Conferences		49			350	0%	350		350	100%
341	Space Rental				76	150	51%	150		150	100%
345	Mileage Expense Reimburse	52	11			150	0%	150		150	100%
348	Safety Equipment and Supp	61				1,000	0%	1,000		1,000	100%
350	Repairs & Maint - Compute	122	5			150	0%	150		150	100%
351	Repairs & Maint - Equip		97	133		10,000	0%	10,000		10,000	100%
352	Repairs & Maint - Structu	72	1			500	0%	500		500	100%
353	Repairs & Maint - Infrast	4,259	4,913	8,604	481	10,000	5%	18,000		18,000	180%
354	Repairs & Maint - Vehicle			26		1,000	0%	500		500	50%
375	Internet Expenses			42	95	150	63%	350		350	233%
376	Web Page - Upgrade/Maint	48	48	48	75	425	18%	150		150	35%
381	Utilities - Electric	14,269	14,592	14,708	12,212	20,000	61%	20,000		20,000	100%
382	Utilities - Propane	28	29	46		0	0%			0	0%
383	Utilities - Trash					0	0%	50		50	*****
384	Utilities - Water/Sewer	7,084	8,764	10,868	7,500	15,500	48%	15,500		15,500	100%
385	Dues and Subscriptions	145	224	312	216	1,500	14%	750		750	50%

SAN MIGUEL CSD
Expenditure Budget Report -- MultiYear Actuals
For the Year: 2024 - 2025

30 STREET LIGHTING DEPARTMENT

Account	Object	Actuals				Current	%	Prelim.	Budget	Final	% Old
		20-21	21-22	22-23	23-24	Budget 23-24	Exp. 23-24	Budget 24-25	Changes 24-25	Budget 24-25	Budget 24-25
386	Education and Training	24	220	141	55	2,000	3%	2,000		2,000	100%
393	Advertising and Public No	2	13	2		500	0%	500		500	100%
394	LAFCO Allocations	247	1,211	1,492	1,933	1,933	100%	2,000		2,000	103%
395	Community Outreach		13	3		150	0%	150		150	100%
410	Office Supplies	184	58	39	12	500	2%	500		500	100%
432	Utility Rate Design Study					30,000	0%	30,000		30,000	100%
465	Cell phones, Radios and P	67	82	124	147	200	74%	200		200	100%
475	Computer Supplies & Upgra		268	576		0	0%			0	0%
485	Fuel Expense		3			200	0%	200		200	100%
490	Small Tools & Equipment	1,301	1,551			5,000	0%	5,000		5,000	100%
495	Uniform Expense	51	101	129	4	100	4%	100		100	100%
500	Capital Outlay	9,065		11,017		0	0%			0	0%
581	WWTP Expansion	1,841				0	0%			0	0%
582	WWTP Plant Maintenance	33				0	0%			0	0%
715	Licenses, Permits and Fee					100	0%	100		100	100%
900	District Strategic Plan		663	34		0	0%			0	0%
925	Bank Fees			4	-1	5	-20%	10		10	200%
940	Bank Service Charges		1			50	0%	50		50	100%
949	Lease agreements			485	1,100	1,200	92%	1,400		1,400	117%
	Account:	60,629	56,775	74,690	44,259	148,891	30%	158,958	0	158,958	107%
70000	Transfers										
352	Repairs & Maint - Structu			2,325	-98	-100	98%			0	0%
	Account:			2,325	-98	-100	98%	0	0	0	0%
	Fund:	60,629	56,775	77,015	44,161	148,791	30%	158,958	0	158,958	107%

SAN MIGUEL CSD
Expenditure Budget Report -- MultiYear Actuals
For the Year: 2024 - 2025

40 WASTEWATER DEPARTMENT

Account	Object	Actuals				Current	%	Prelim.	Budget	Final	% Old
		20-21	21-22	22-23	23-24	Budget 23-24	Exp. 23-24	Budget 24-25	Changes 24-25	Budget 24-25	Budget 24-25
63000	Lighting										
205	Insurance - Health			908		0	0%			0	0%
	Account:			908		0	***%	0	0	0	0%
64000	Sanitary										
101	EE Timekeeping Costs				1,221	2,400	51%	2,400		2,400	100%
105	Salaries and Wages	199,536	202,212	197,183	118,124	330,338	36%	240,941		240,941	73%
109	Stand-by Hours	7,020	3,015			0	0%			0	0%
110	Payroll Tax Expense				219	500	44%	500		500	100%
111	BOD Stipend	2,304	3,276	2,052	1,908	1,872	102%	2,100		2,100	112%
115	Payroll Expenses	2,117	1,655			0	0%			0	0%
120	Workers' Compensation	8,222	8,078	9,452	8,648	9,500	91%	11,115		11,115	117%
121	Physicals	75	88	75	115	150	77%	150		150	100%
135	Payroll Tax - FICA/SS	461	847	447	118	1,167	10%	1,281		1,281	110%
140	Payroll Tax - Medicare	2,864	2,926	2,878	1,719	4,817	36%	3,525		3,525	73%
155	Payroll Tax - SUI	1,319	1,425	1,225	682	15,614	4%	1,209		1,209	8%
160	Payroll Tax - ETT		3	26	15	211	7%	140		140	66%
205	Insurance - Health	23,717	24,624	26,591	15,026	54,582	28%	54,582		54,582	100%
206	Insurance - CalPers Healt	1,455	19,984	21,552		0	0%			0	0%
210	Insurance - Dental	1,098	2,221	1,166	705	2,234	32%	1,273		1,273	57%
215	Insurance - Vision	51	271	199	114	309	37%	156		156	50%
225	Retirement - PERS Expense	24,520	25,553	15,746	13,137	35,463	37%	16,705		16,705	47%
305	Operations & Maintenance	5,788	4,910	10,253	8,534	8,000	107%	10,000		10,000	125%
310	Phone & Fax Expense	1,107	3,184	2,153	1,022	1,500	68%	1,200		1,200	80%
315	Postage, Shipping & Freig	3,482	598	194	185	1,000	19%	400		400	40%
319	Legal: P.R.A.s - Professi		1,222	610		1,000	0%	1,000		1,000	100%
320	Printing & Reproduction	627	144	86		1,000	0%	500		500	50%
321	IT Services - Professiona		6,870	12,746	10,961	14,800	74%	11,500		11,500	78%
323	Auditor - Professional Sv	3,997	4,340	4,060	3,643	3,644	100%	4,286		4,286	118%
324	GSA-GSP - Professional Sv	218				0	0%			0	0%
325	Accounting - Professional	2,776	3,725	1,858	2,384	4,500	53%	5,000		5,000	111%
326	Engineering - Professiona	13,894	3,841	19,813	12,124	20,000	61%	10,000		10,000	50%
327	Legal: General - Professi	39,041	31,425	26,646	15,743	30,000	52%	30,000		30,000	100%
328	Insurance - Prop & Liabil	12,357	12,842	17,980	17,609	17,650	100%	20,650		20,650	117%
329	New Hire Screening	23	23	45		100	0%	100		100	100%
330	Contract Labor	1,319				5,000	0%	5,000		5,000	100%
331	Legal: SMEA - Professiona			5,225	1,472	3,500	42%	3,500		3,500	100%
333	Legal: HR - Professional	14,795	12,865	6,561	9,724	9,500	102%	10,000		10,000	105%
334	Maintenance Agreements	8,809	4,971	5,709	4,227	8,000	53%	4,500		4,500	56%
335	Meals	5				100	0%	100		100	100%
340	Meetings and Conferences		932			1,000	0%	500		500	50%
341	Space Rental				983	1,000	98%	1,000		1,000	100%
345	Mileage Expense Reimburse	640	192			1,000	0%	500		500	50%
348	Safety Equipment and Supp	1,553	336	1,621	1,133	2,000	57%	2,000		2,000	100%
349	Repairs & Maint - Mission	2,043	4,705	5,348	9,002	7,500	120%	6,935		6,935	92%
350	Repairs & Maint - Compute	1,314	97	16		1,600	0%	1,600		1,600	100%
351	Repairs & Maint - Equip	1,220	5,946	5,472	2,460	8,000	31%	5,000		5,000	63%
352	Repairs & Maint - Structu	595	298	248	73	1,500	5%	1,500		1,500	100%

SAN MIGUEL CSD
Expenditure Budget Report -- MultiYear Actuals
For the Year: 2024 - 2025

40 WASTEWATER DEPARTMENT

Account	Object	Actuals				Current	%	Prelim.	Budget	Final	% Old
		20-21	21-22	22-23	23-24	Budget 23-24	Exp. 23-24	Budget 24-25	Changes 24-25	Budget 24-25	Budget 24-25
353	Repairs & Maint - Infrast	697	20,843	335	10,650	15,000	71%	15,000		15,000	100%
354	Repairs & Maint - Vehicle	3,008	2,330	4,378	4,429	5,000	89%	5,000		5,000	100%
355	Testing & Supplies (WWTP)	1,376	8,558	17,052	18,684	17,000	110%	20,000		20,000	118%
374	CSD Utilities - Billing S		3,655	3,916	3,127	4,000	78%	4,000		4,000	100%
375	Internet Expenses	2,964	1,838	5,010	3,365	4,500	75%	4,300		4,300	96%
376	Web Page - Upgrade/Maint	840	912	768	1,076	1,076	100%	900		900	84%
379	Utilities - Electric Miss	1,335	1,453	1,039	851	2,000	43%	1,453		1,453	73%
380	Utilities - Alarm Service	648	727	696	450	2,000	23%	750		750	38%
381	Utilities - Electric	76,335	75,338	83,638	74,433	80,000	93%	80,000		80,000	100%
382	Utilities - Propane	498	555	731	28	600	5%	150		150	25%
383	Utilities - Trash	624	626	706	623	700	89%	1,000		1,000	143%
384	Utilities - Water/Sewer	690	1,231	2,252	1,735	3,500	50%	3,500		3,500	100%
385	Dues and Subscriptions	4,046	4,991	5,107	3,618	6,000	60%	5,000		5,000	83%
386	Education and Training	-475	679	1,591	1,035	2,500	41%	2,500		2,500	100%
393	Advertising and Public No	231	613	295	766	1,000	77%	750		750	75%
394	LAFCO Allocations	1,483	1,211	1,615	1,933	1,933	100%	2,000		2,000	103%
395	Community Outreach		178	223	184	1,200	15%	1,000		1,000	83%
396	Utilities - SoCal Gas			174	161	500	32%	500		500	100%
410	Office Supplies	1,082	1,415	3,037	861	2,000	43%	2,000		2,000	100%
432	Utility Rate Design Study	1,755		9,492		20,000	0%	10,000		10,000	50%
459	SCADA - Maintenance Fees					1,500	0%	1,500		1,500	100%
465	Cell phones, Radios and P	1,314	1,497	1,575	1,320	1,920	69%	2,000		2,000	104%
475	Computer Supplies & Upgra		4,089	15,044	876	1,000	88%	1,000		1,000	100%
485	Fuel Expense	5,563	6,543	5,492	4,109	6,000	68%	6,000		6,000	100%
490	Small Tools & Equipment	4,039	6,386	450	1,395	5,500	25%	4,000		4,000	73%
495	Uniform Expense	1,559	2,713	2,165	1,339	2,500	54%	1,500		1,500	60%
500	Capital Outlay	10,154				0	0%			0	0%
545	Sewer System Mgmt Plan (S	2,500				5,000	0%	5,000		5,000	100%
546	Master Plans			5,842		6,000	0%	6,000		6,000	100%
560	Sewer Line Repairs				753	10,000	8%	10,000		10,000	100%
570	Repairs, Maint. & Video S					1,000	0%	1,000		1,000	100%
580	Mission Gardens Lift Stat			6,254		10,000	0%	10,000		10,000	100%
581	WWTP Expansion	3,842				0	0%			0	0%
582	WWTP Plant Maintenance	13,482	18,636	41,818	18,029	40,000	45%	40,000		40,000	100%
583	WWTF Drying Pond Maintena		14,821			25,000	0%	25,000		25,000	100%
585	Sludge Removal Project	2,419				25,000	0%	25,000		25,000	100%
587	WWTF Final Design/Constru	155,048			566,054	478,756	118%	450,000		450,000	94%
589	Proposition 68 Grant	4,500				0	0%			0	0%
705	Waste Discharge Fees/Perm	23,210	45,184	28,140	33,575	33,575	100%	35,000		35,000	104%
715	Licenses, Permits and Fee	2,713	6,201	6,766	2,314	4,000	58%	4,000		4,000	100%
805	Refundable Water/Sewer/Hy		2			100	0%	100		100	100%
900	District Strategic Plan		12,588	486		0	0%			0	0%
908	Cash Over/Cash Short			-125		1	0%	10		10	1000%
911	Finance Charges/Late Fees	7				0	0%			0	0%
925	Bank Fees			4	-1	-2	50%	10		10	-500%
935	Depreciation Expense	76,686	74,434			0	0%			0	0%
940	Bank Service Charges		13	157		100	0%	100		100	100%
949	Lease agreements			4,602	9,900	14,000	71%	14,000		14,000	100%

SAN MIGUEL CSD
Expenditure Budget Report -- MultiYear Actuals
For the Year: 2024 - 2025

40 WASTEWATER DEPARTMENT

Account	Object	Actuals				Current	%	Prelim.	Budget	Final	% Old
		20-21	21-22	22-23	23-24	Budget 23-24	Exp. 23-24	Budget 24-25	Changes 24-25	Budget 24-25	Budget 24-25
950	WWTF Exp MBR				165,282	165,282	100%	200,000		200,000	121%
955	3W Water Line SGMA				122,633	200,000	61%	752,765		752,765	376%
960	Property Tax Expense	128	128	128	96	96	100%	150		150	156%
963	Collection System Project				22,289	396,500	6%	290,500		290,500	73%
964	Septic to Sewer Project				15,264	15,700	97%	10,000		10,000	64%
970	WWTF Long Term Maintenanc					100,000	0%	100,000		100,000	100%
971	Loan Principal Payment					150,000	0%	150,000		150,000	100%
972	Loan Interest Payment					150,000	0%	150,000		150,000	100%
990	Retirement/Health Ins Lia				8,778	0	***%	30,000		30,000	***%
	Account:	794,663	720,032	666,089	1,365,044	2,631,088	52%	2,957,286	0	2,957,286	112%
70000	Transfers										
352	Repairs & Maint - Structu			20,925	-879	-879	100%			0	0%
	Account:			20,925	-879	-879	100%	0	0	0	0%
	Fund:	794,663	720,032	687,922	1,364,165	2,630,209	52%	2,957,286	0	2,957,286	112%

SAN MIGUEL CSD
Expenditure Budget Report -- MultiYear Actuals
For the Year: 2024 - 2025

50 WATER DEPARTMENT

Account	Object	Actuals				Current	%	Prelim.	Budget	Final	% Old
		20-21	21-22	22-23	23-24	Budget 23-24	Exp. 23-24	Budget 24-25	Changes 24-25	Budget 24-25	Budget 24-25
65000	Water										
101	EE Timekeeping Costs				1,221	2,400	51%	2,400		2,400	100%
105	Salaries and Wages	244,590	268,240	274,014	223,685	338,264	66%	335,497		335,497	99%
109	Stand-by Hours	7,020	3,015			0	0%			0	0%
111	BOD Stipend	2,432	3,458	2,146	1,898	1,896	100%	2,100		2,100	111%
115	Payroll Expenses	2,298	1,634			0	0%			0	0%
120	Workers' Compensation	6,744	8,131	13,323	6,100	8,000	76%	8,000		8,000	100%
121	Physicals	75	139	225	226	150	151%	150		150	100%
135	Payroll Tax - FICA/SS	579	1,025	454	118	1,169	10%	1,280		1,280	109%
140	Payroll Tax - Medicare	3,452	3,889	3,954	3,249	4,932	66%	4,895		4,895	99%
155	Payroll Tax - SUI	1,560	1,710	1,434	1,201	15,988	8%	1,508		1,508	9%
160	Payroll Tax - ETT		3	31	27	283	10%	281		281	99%
205	Insurance - Health	35,841	33,959	36,571	34,456	46,122	75%	46,122		46,122	100%
206	Insurance - CalPers Healt	1,455	19,984	21,552		0	0%			0	0%
210	Insurance - Dental	1,207	2,474	1,656	1,322	1,854	71%	913		913	49%
215	Insurance - Vision	189	447	266	215	310	69%	161		161	52%
225	Retirement - PERS Expense	26,652	32,421	24,234	25,093	45,869	55%	34,108		34,108	74%
305	Operations & Maintenance	5,659	5,459	11,731	7,134	8,000	89%	8,000		8,000	100%
310	Phone & Fax Expense	1,107	3,158	2,131	1,014	1,500	68%	1,200		1,200	80%
315	Postage, Shipping & Freig	3,595	594	200	193	1,000	19%	425		425	43%
319	Legal: P.R.A.s - Professi		1,232	602		600	0%	500		500	83%
320	Printing & Reproduction	1,697	1,083	1,235	171	1,000	17%	500		500	50%
321	IT Services - Professiona		6,818	12,739	10,853	12,800	85%	11,350		11,350	89%
323	Auditor - Professional Sv		4,283	4,005	3,643	3,644	100%	4,300		4,300	118%
324	GSA-GSP - Professional Sv	9,338	8,842	3,121	7,115	15,000	47%	10,000		10,000	67%
325	Accounting - Professional	7,353	3,700	1,856	2,510	4,500	56%	4,500		4,500	100%
326	Engineering - Professiona	43,518	2,960	22,858	54,006	52,310	103%	30,000		30,000	57%
327	Legal: General - Professi	55,415	37,599	20,891	19,104	27,000	71%	30,000		30,000	111%
328	Insurance - Prop & Liabil	19,425	21,032	29,761	32,485	32,485	100%	38,000		38,000	117%
329	New Hire Screening	23	23	45		100	0%	100		100	100%
330	Contract Labor	1,432				5,000	0%	5,000		5,000	100%
331	Legal: SMEA - Professiona			5,225	1,472	3,500	42%	3,500		3,500	100%
333	Legal: HR - Professional	16,063	11,407	6,501	9,631	9,500	101%	10,000		10,000	105%
334	Maintenance Agreements	11,094	6,414	5,545	4,179	9,000	46%	4,500		4,500	50%
335	Meals	5				100	0%	100		100	100%
340	Meetings and Conferences		920			1,000	0%	1,000		1,000	100%
341	Space Rental				978	800	122%	1,000		1,000	125%
345	Mileage Expense Reimburse	725	283			250	0%	250		250	100%
348	Safety Equipment and Supp	1,688	358	1,260	1,084	2,000	54%	1,500		1,500	75%
350	Repairs & Maint - Compute	1,393	101	298		1,500	0%	1,500		1,500	100%
351	Repairs & Maint - Equip	5,149	12,528	5,975	3,976	5,000	80%	5,000		5,000	100%
352	Repairs & Maint - Structu	1,082	109	454	127	2,000	6%	2,000		2,000	100%
353	Repairs & Maint - Infrast	25,907	37,089	28,200	42,047	59,163	71%	50,000		50,000	85%
354	Repairs & Maint - Vehicle	2,480	1,809	3,775	4,429	4,500	98%	4,500		4,500	100%
355	Testing & Supplies (WWTP)		162			0	0%			0	0%
356	Testing & Supplies - Well	1,686	2,662	3,459	2,962	3,500	85%	3,500		3,500	100%
357	Testing & Supplies - Well	1,611	2,460	3,508	2,962	3,500	85%	3,500		3,500	100%

SAN MIGUEL CSD
Expenditure Budget Report -- MultiYear Actuals
For the Year: 2024 - 2025

50 WATER DEPARTMENT

Account	Object	Actuals				Current	%	Prelim.	Budget	Final	% Old
		20-21	21-22	22-23	23-24	Budget 23-24	Exp. 23-24	Budget 24-25	Changes 24-25	Budget 24-25	Budget 24-25
358	Testing & Supplies - SLT	4,414	6,448	8,368	5,117	6,000	85%	5,000		5,000	83%
359	Testing & Supplies - Othe	7,508	3,692	6,976	4,924	6,000	82%	6,000		6,000	100%
362	Cross-Connection Control	1,244	884	1,237	1,061	1,500	71%	1,500		1,500	100%
374	CSD Utilities - Billing S		3,655	3,941	3,127	4,000	78%	4,000		4,000	100%
375	Internet Expenses	1,330	1,688	1,980	2,285	3,500	65%	2,900		2,900	83%
376	Web Page - Upgrade/Maint	912	900	768	1,061	1,061	100%	896		896	84%
380	Utilities - Alarm Service	648	727	696	450	2,000	23%	1,500		1,500	75%
381	Utilities - Electric	43,917	45,418	51,937	45,841	46,000	100%	50,000		50,000	109%
382	Utilities - Propane	540	1,147	739	702	1,000	70%	1,000		1,000	100%
383	Utilities - Trash	624	626	706	623	700	89%	450		450	64%
384	Utilities - Water/Sewer	75	389	758		1,500	0%			0	0%
385	Dues and Subscriptions	3,358	4,295	7,174	5,244	4,500	117%	7,100		7,100	158%
386	Education and Training	481	591	1,829	874	5,000	17%	5,000		5,000	100%
393	Advertising and Public No	304	298	1,201	970	2,000	49%	1,000		1,000	50%
394	LAFCO Allocations	1,483	1,211	1,613	1,933	1,933	100%	1,932		1,932	100%
395	Community Outreach		554	913	832	1,200	69%	1,200		1,200	100%
396	Utilities - SoCal Gas			1,835	316	2,000	16%	1,000		1,000	50%
410	Office Supplies	937	1,166	3,031	861	2,000	43%	1,000		1,000	50%
432	Utility Rate Design Study	1,755		15,979	32,089	20,000	160%			0	0%
459	SCADA - Maintenance Fees					1,500	0%			0	0%
465	Cell phones, Radios and P	1,510	1,653	1,575	1,320	1,920	69%	2,000		2,000	104%
475	Computer Supplies & Upgra	115	4,589	14,967	876	1,000	88%	1,000		1,000	100%
481	Chemicals- Well #3	691	2,377	2,158	2,391	4,000	60%	4,000		4,000	100%
482	Chemicals- Well #4	2,465	2,496	2,186	3,528	4,000	88%	4,000		4,000	100%
483	Chemicals- SLT Well	2,314	1,039	1,506	2,128	3,000	71%	3,000		3,000	100%
485	Fuel Expense	3,381	6,541	5,490	4,111	6,000	69%	6,000		6,000	100%
490	Small Tools & Equipment	3,176	3,642	90	1,053	6,000	18%	4,000		4,000	67%
495	Uniform Expense	1,560	2,779	2,165	1,461	2,500	58%	1,500		1,500	60%
500	Capital Outlay	514,047	23,853			0	0%			0	0%
518	Water Projects SLT Well				37,293	35,390	105%	10,000		10,000	28%
520	Water Main Valves Replace	2,688			9,579	10,000	96%	10,000		10,000	100%
525	Water Meter Replacement	18,312	27,215	10,268		20,000	0%	20,000		20,000	100%
526	Development Meters	6,630				0	0%			0	0%
535	Water Lines Repairs		105		8,072	20,000	40%	20,000		20,000	100%
546	Master Plans			5,842		6,000	0%	6,000		6,000	100%
547	Paso Basin Management					0	0%	18,000		18,000	*****
577	Proposition 1 Grant		9,458	6,270		0	0%			0	0%
581	WWTP Expansion	2,369				0	0%			0	0%
582	WWTP Plant Maintenance	2,126	554			0	0%			0	0%
587	WWTF Final Design/Constru		10			0	0%			0	0%
590	CALOES Resiliency Grant	28,766				0	0%			0	0%
605	USDA Loan Payment					20,000	0%	20,000		20,000	100%
715	Licenses, Permits and Fee	4,956	6,590	8,242	6,006	7,000	86%	7,000		7,000	100%
805	Refundable Water/Sewer/Hy			-16		100	0%	100		100	100%
900	District Strategic Plan		12,422	479		0	0%			0	0%
908	Cash Over/Cash Short			-100		0	0%			0	0%
925	Bank Fees			1		1	0%	10		10	1000%
930	Interest Fees	52,728	50,582	48,351	44,326	60,000	74%	60,000		60,000	100%

SAN MIGUEL CSD
Expenditure Budget Report -- MultiYear Actuals
For the Year: 2024 - 2025

50 WATER DEPARTMENT

Account	Object	Actuals				Current	%	Prelim.	Budget	Final	% Old
		20-21	21-22	22-23	23-24	Budget 23-24	Exp. 23-24	Budget 24-25	Changes 24-25	Budget 24-25	Budget 24-25
935	Depreciation Expense	190,788	198,541			0	0%			0	0%
940	Bank Service Charges	47	31			100	0%	100		100	100%
949	Lease agreements			4,593	9,900	14,000	71%	12,000		12,000	86%
961	SLT Tank and Booster Pump				11,516	49,626	23%	38,000		38,000	77%
962	0.65 MG Tank				32,970	67,660	49%	35,000		35,000	52%
990	Retirement/Health Ins Lia				8,778	0	***%	30,000		30,000	*****%
	Account:	1,506,377	1,029,840	816,999	809,196	1,239,180	65%	1,101,328	0	1,101,328	89%
70000	Transfers										
352	Repairs & Maint - Structu			20,925	-879	-879	100%			0	0%
	Account:			20,925	-879	-879	100%	0	0	0	0%
	Fund:	1,506,377	1,029,840	837,924	808,317	1,238,301	65%	1,101,328	0	1,101,328	89%

SAN MIGUEL CSD
Expenditure Budget Report -- MultiYear Actuals
For the Year: 2024 - 2025

60 SOLID WASTE DEPARTMENT

Account	Object	Actuals				Current	%	Prelim.	Budget	Final	% Old
		20-21	21-22	22-23	23-24	Budget 23-24	Exp. 23-24	Budget 24-25	Changes 24-25	Budget 24-25	Budget 24-25
66000	SOLID WASTE										
101	EE Timekeeping Costs				136	300	45%	300		300	100%
105	Salaries and Wages	12,272	13,494	12,663	10,400	16,745	62%	13,603		13,603	81%
111	BOD Stipend	128	182	114	73	264	28%	350		350	133%
115	Payroll Expenses	121	87			0	0%			0	0%
120	Workers' Compensation	590	350	18	14	100	14%	100		100	100%
121	Physicals		2		6	50	12%	50		50	100%
135	Payroll Tax - FICA/SS	27	50	20	4	60	7%	55		55	92%
140	Payroll Tax - Medicare	166	190	180	149	246	61%	273		273	111%
155	Payroll Tax - SUI	79	74	52	45	800	6%	75		75	9%
160	Payroll Tax - ETT			1	1	12	8%	14		14	117%
205	Insurance - Health	1,219	1,566	1,550	1,336	1,783	75%	1,000		1,000	56%
210	Insurance - Dental	55	128	65	50	66	76%	43		43	65%
215	Insurance - Vision	6	17	10	8	12	67%	8		8	67%
225	Retirement - PERS Expense	1,962	2,488	1,448	1,241	1,389	89%	1,733		1,733	125%
305	Operations & Maintenance	469	1,543	2,271	29	2,000	1%	2,000		2,000	100%
310	Phone & Fax Expense		186	88	73	65	112%	200		200	308%
315	Postage, Shipping & Freight	13	31	11	14	50	28%	81		81	162%
319	Legal: P.R.A.s - Professiona		65	34		50	0%	50		50	100%
320	Printing & Reproduction	264	29	1		50	0%	50		50	100%
321	IT Services - Professiona		346	1,140	751	3,300	23%	400		400	12%
323	Auditor - Professional Sv		471	220	342	600	57%	714		714	119%
325	Accounting - Professional	387	-45	104	216	750	29%	500		500	67%
326	Engineering - Professiona			170		0	0%			0	0%
327	Legal: General - Professioni	2,925	7,512	3,649	8,235	9,500	87%	9,500		9,500	100%
328	Insurance - Prop & Liabil	728	744	1,442	1,646	1,646	100%	1,925		1,925	117%
329	New Hire Screening	23				50	0%	50		50	100%
330	Contract Labor	75				0	0%			0	0%
331	Legal: SMEA - Professiona					250	0%	250		250	100%
333	Legal: HR - Professional	845	633	456	673	600	112%	600		600	100%
334	Maintenance Agreements	421	213	205	204	600	34%	225		225	38%
340	Meetings and Conferences		49			0	0%			0	0%
341	Space Rental				76	100	76%	150		150	150%
345	Mileage Expense Reimburse	55	12			50	0%	50		50	100%
348	Safety Equipment and Supp	61				500	0%	500		500	100%
350	Repairs & Maint - Compute	83	19			150	0%	150		150	100%
351	Repairs & Maint - Equip		54	409	182	500	36%	250		250	50%
352	Repairs & Maint - Structu	14	1			100	0%	100		100	100%
353	Repairs & Maint - Infrast	515	1,291	3,795		1,000	0%	2,000		2,000	200%
354	Repairs & Maint - Vehicle	92				150	0%	150		150	100%
375	Internet Expenses			42	95	150	63%	325		325	217%
376	Web Page - Upgrade/Maint	48	48	48	60	132	45%	150		150	114%
382	Utilities - Propane	28	29	100		150	0%			0	0%
383	Utilities - Trash					0	0%	30		30	*****
385	Dues and Subscriptions	145	203	252	173	1,000	17%	575		575	58%
386	Education and Training	24	265	130	54	500	11%	200		200	40%
393	Advertising and Public No	2	1,327	575		500	0%	250		250	50%
394	LAFCO Allocations	247	1,211	1,490	1,933	1,933	100%	1,932		1,932	100%

SAN MIGUEL CSD
Expenditure Budget Report -- MultiYear Actuals
For the Year: 2024 - 2025

60 SOLID WASTE DEPARTMENT

Account	Object	Actuals				Current	%	Prelim.	Budget	Final	% Old
		20-21	21-22	22-23	23-24	Budget 23-24	Exp. 23-24	Budget 24-25	Changes 24-25	Budget 24-25	Budget 24-25
395	Community Outreach		317	347	304	500	61%	500		500	100%
410	Office Supplies	184	59	33	12	25	48%	25		25	100%
432	Utility Rate Design Study					16,473	0%	16,473		16,473	100%
465	Cell phones, Radios and P	70	85	122	147	150	98%	150		150	100%
475	Computer Supplies & Upgra		268	582		0	0%			0	0%
485	Fuel Expense		3			200	0%	200		200	100%
490	Small Tools & Equipment	33	354			100	0%	100		100	100%
495	Uniform Expense	52	101	129	4	150	3%	150		150	100%
500	Capital Outlay	9,065				0	0%			0	0%
581	WWTP Expansion	1,841				0	0%			0	0%
650	SB1383 Compliance					250	0%	250		250	100%
715	Licenses, Permits and Fee			1,328		0	0%			0	0%
900	District Strategic Plan		663	27		0	0%			0	0%
940	Bank Service Charges		1			50	0%	50		50	100%
949	Lease agreements			476	1,100	1,200	92%	1,320		1,320	110%
	Account:	35,334	36,716	35,797	29,786	67,351	44%	60,179	0	60,179	89%
70000	Transfers										
352	Repairs & Maint - Structu			2,325	-98	-98	100%			0	0%
	Account:			2,325	-98	-98	100%	0	0	0	0%
	Fund:	35,334	36,716	38,122	29,688	67,253	44%	60,179	0	60,179	89%
											%
	Grand Total:	2,927,746	2,389,813	2,295,457	2,778,281	4,718,470		4,898,428	0	4,898,428	

20 FIRE PROTECTION DEPARTMENT

Account	Object	Project	Prelim. Budget	Budget Change	Final Budget

10461	COMMUNITY BANK OF SANTA MARIA				
21006	Temporary Housing Unit	2022-22	133,219	0	133,219
	Account:		133,219	0	133,219
46011	Fire Transfers from Op Reserve				
24001	Fire Station Renovation		5,500	0	5,500
	Account:		5,500	0	5,500
	Total Project Revenue Budget:		138,719	0	138,719
62000	Fire				
510	Fire Station Renovation				
24001	Fire Station Renovation		5,500	0	5,500
	Object:		5,500		5,500
511	Fire- Temp Housing Unit				
21006	Temporary Housing Unit	2022-22		0	0
	Object:				
512	Fire- Escrow Temp Housing				
21006	Temporary Housing Unit	2022-22	133,219	0	133,219
	Object:		133,219		133,219
	Account:		138,719	0	138,719
	Total Project Expenditure Budget:		138,719	0	138,719
	Revenue Less Expenditures for Fund:		0	0	0

30 STREET LIGHTING DEPARTMENT

Account	Object	Project	Prelim. Budget	Budget Change	Final Budget

10340	PAC PREMIER OPERATIONAL RESERVE				
22005	Cost of Service Rate Study		16,473	0	16,473
	Account:		16,473	0	16,473
46013	Lighting Transfers from Cap Reserve				
22003	Replacement Utility Truck		-----	0	0
	Account:		0	0	0
	Total Project Revenue Budget:		16,473	0	16,473
63000	Lighting				
386	Education and Training				
20001	WWTF Final Design/		-----	0	0
	Object:				
432	Utility Rate Design Study				
22005	Cost of Service Rate Study		16,473	0	16,473
	Object:		16,473		16,473
500	Capital Outlay				
22003	Replacement Utility Truck		-----	0	0
	Object:				
	Account:		16,473	0	16,473
	Total Project Expenditure Budget:		16,473	0	16,473
	Revenue Less Expenditures for Fund:		0	0	0

40 WASTEWATER DEPARTMENT

Account	Object	Project	Prelim. Budget	Budget Change	Final Budget

46014	Wastewater Transfers from Cap Reserve				
20001	WWTF	Final Design/	450,000	0	450,000
21003	WWTF	Membrane Bio Reactor	200,000	0	200,000
22002	Electric Vehicle for WWTF			0	0
22004	Replacement sewer video camera			0	0
22005	Cost of Service Rate Study			0	0
22010	3W water line from WWTF to		752,765	0	752,765
23002	Septic to Sewer Conversion		10,000	0	10,000
		Account:	1,412,765	0	1,412,765
		Total Project Revenue Budget:	1,412,765	0	1,412,765
64000	Sanitary				
386	Education and Training				
20001	WWTF	Final Design/		0	0
		Object:			
432	Utility Rate Design Study				
22005	Cost of Service Rate Study			0	0
		Object:			
500	Capital Outlay				
22002	Electric Vehicle for WWTF			0	0
22003	Replacement Utility Truck			0	0
22004	Replacement sewer video camera			0	0
		Object:			
587	WWTF Final				
20001	WWTF	Final Design/	450,000	0	450,000
		Object:	450,000		450,000
950	WWTF Exp MBR				
21003	WWTF	Membrane Bio Reactor	200,000	0	200,000
		Object:	200,000		200,000
955	3W Water Line SGMA				
22010	3W water line from WWTF to		752,765	0	752,765
		Object:	752,765		752,765
963	Collection System Projects				
21008	Sanitary Sewer lining and			0	0
		Object:			
964	Septic to Sewer Project				
23002	Septic to Sewer Conversion		10,000	0	10,000
		Object:	10,000		10,000
		Account:	1,412,765	0	1,412,765
		Total Project Expenditure Budget:	1,412,765	0	1,412,765
Revenue Less Expenditures for Fund:			0	0	0

50 WATER DEPARTMENT

Account	Object	Project	Prelim. Budget	Budget Change	Final Budget

46015 Water Transfers from Cap Reserve					
22003	Replacement	Utility Truck	_____	0	0
22005	Cost of Service	Rate Study	_____	0	0
22009	Leak detection	for water	_____	0	0
Account:			0	0	0
46019 Water Transfers from OP Reserve					
22006	Annual water meter	replacement	20,000	0	20,000
22012	Water Tank	Inspection & Repair	30,000	0	30,000
Account:			50,000	0	50,000
Total Project Revenue Budget:			50,000	0	50,000
65000 Water					
432 Utility Rate Design Study					
22005	Cost of Service	Rate Study	_____	0	0
Object:					
500 Capital Outlay					
22003	Replacement	Utility Truck	_____	0	0
22009	Leak detection	for water	_____	0	0
Object:					
525 Water Meter Replacement					
22006	Annual water meter	replacement	20,000	0	20,000
Object:			20,000		20,000
962 0.65 MG Tank					
22012	Water Tank	Inspection & Repair	30,000	0	30,000
Object:			30,000		30,000
Account:			50,000	0	50,000
Total Project Expenditure Budget:			50,000	0	50,000
Revenue Less Expenditures for Fund:			0	0	0

60 SOLID WASTE DEPARTMENT

Account	Object	Project	Prelim. Budget	Budget Change	Final Budget

10340	PAC PREMIER OPERATIONAL RESERVE				
22005	Cost of Service Rate Study		_____	0	0
		Account:	0	0	0
	Total Project Revenue Budget:		0	0	0
66000	SOLID WASTE				
	432	Utility Rate Design Study			
22005	Cost of Service Rate Study		_____	0	0
		Object:			
		Account:	0	0	0
	Total Project Expenditure Budget:		0	0	0
	Revenue Less Expenditures for Fund:		0	0	0

San Miguel Community Services District
PROPOSED BUDGET VS AVAILABLE FUNDS

	2024-25 PROPOSED REVENUES	2024-2025 PROPOSED EXPENDITURES	3/2024 OPERATIONAL CASH	3/2024 OPERATIONAL RESERVES	3/2024 RESTRICTED RESERVES	CBSM THU ESCROW
FIRE PROTECTION DEPARTMENT	\$643,697	\$620,677	\$150,654	\$499,742	\$305,716	\$133,219
STREET LIGHTING DEPARTMENT	\$163,287	\$158,958	\$259,352	\$210,657	\$773,106	
WASTEWATER DEPARTMENT	\$2,958,964	\$2,957,286	\$1,213,222	\$331,422	\$1,237,994	
WATER DEPARTMENT	\$1,107,676	\$1,101,328	\$370,437	\$89,075	\$367,519	
SOLID WASTE DEPARTMENT	\$43,936	\$60,179	\$58,878	\$72,507	\$22,933	
	\$4,917,560	\$4,898,428	\$2,052,543	\$1,203,403	\$2,707,268	

OPERATIONAL (UNRESTRICTED) RESERVES: Established through Resolution 2023-10 to fund a buffer for each fund during any period where there are unexpected increases in operating costs, or decreases in revenues. This fund shall not be used to artificially suppress water and wastewater rates. **TARGET CRITERIA:** Equal to or greater than **50%** of the annual budgeted operating expenses for each fund (not including budgeted projects or other capital replacement).

	2024/25 PROPOSED Operating Expense Budget	Target from Res 2023-10 Reserve Policy	Current Operational Reserve \$	Fund's Operational \$ Investments	Percentage of Goal Amount Reserved	Difference	NOTES:
FIRE PROTECTION DEPARTMENT	\$643,697	\$321,849	\$0	\$0	0%	(\$321,849)	The current balance of Fire's Operational Reserve is 2024-25 FY Operating Budget
STREET LIGHTING DEPARTMENT	\$163,287	\$81,644	\$60,657	\$150,000	258%	\$129,014	
WASTEWATER DEPARTMENT	\$2,958,964	\$1,479,482	\$331,422	\$0	22%	(\$1,148,060)	
WATER DEPARTMENT	\$1,107,676	\$553,838	\$89,075	\$0	16%	(\$464,764)	
SOLID WASTE DEPARTMENT	\$43,936	\$21,968	\$72,507	\$0	330%	\$50,539	
	\$4,917,560	\$2,458,780	\$553,661			(\$1,755,119)	

CAPITAL (RESTRICTED) RESERVES: Established through Resolution 2016-37 to fund future replacement of existing facilities, major equipment and depreciable assets, as well as handling unanticipated major repairs during an asset's life cycle. Updated with Resolution 2023-10, each fund's Target Criteria is listed below. The Reserve purpose is to ensure sufficient capital resources are available to fund replacement of equipment, infrastructure, facilities and vehicles. The Long Term Maintenance Reserve is listed separately.

	Current Capital Reserve \$	Target per Res 2023-10 Reserve Policy	Fund's Capital \$ Investments	Difference	Percentage of Goal Amount Reserved	NOTES:
FIRE PROTECTION DEPARTMENT	\$105,716	\$200,000	\$200,000	\$105,716	153%	\$161,538 Reserved for 2 years of Fire Loan payments
STREET LIGHTING DEPARTMENT	\$573,106	\$50,000	\$200,000	\$723,106	1546%	
WASTEWATER DEPARTMENT	\$205,343	\$1,000,000	\$519,116	(\$275,541)	72%	
WATER DEPARTMENT	\$208,791	\$1,000,000	\$158,728	(\$632,481)	37%	\$70,014 Reserved for USDA Loan
SOLID WASTE DEPARTMENT	\$22,933	\$50,000		(\$27,067)	46%	
		\$2,300,000		(\$106,267)		

WW Long Term Maintenance Fund

FY	Amount to Transfer to Reserve	Goal Met?	Interest accrued:
2019-20	\$100,000.00	X	Cambridge Inv
2020-21	\$100,000.00	X	Cambridge Inv
2021-22	\$100,000.00	X	Cambridge Inv
2022-23	\$100,000.00	X	Cambridge Inv \$2,027
2023-24	\$100,000.00	X	Cambridge Inv \$11,508
2024-25	<u>\$100,000.00</u>	Budgeted	
	\$600,000.00		

**San Miguel Community Services District Board Of Director & Groundwater
Sustainability Agency
Staff Report**

April 25, 2024

AGENDA ITEM: 10.4

SUBJECT: Review and approve RESOLUTION 2024-16 authorizing a budget adjustment to water and wastewater for contract operator services for the remainder of FY 23-24.

SUGGESTED ACTION: Review and approve Resolution 2024-16 authorizing a budget adjustment for contract operator services.

DISCUSSION:

Staff is requesting a budget adjustment to the FY 2023-24 Water (50) and Wastewater (40) budgets. The budget adjustment of \$10,000 each for water and wastewater contract labor (Object 330).

The District is required, by state regulation and law, to utilize State Licensed Operators in the operation and maintenance of the District Water and Wastewater systems. Due to the recent loss of two operators from the District, and the inability of the District to find and hire replacement operators, the District will need to contract out operator services.

Contract services will be needed until the District is able to fill some or all of the open operator positions for which the District is actively searching for qualified interested parties.

FISCAL IMPACT:

Approval will result in a budget adjustment to the FY 2023-24 budget \$10,000 each for water and wastewater.

PREPARED BY: Kelly Dodds

RESOLUTION NO. 2024-15

**A RESOLUTION OF THE BOARD OF DIRECTORS OF THE
SAN MIGUEL COMMUNITY SERVICES DISTRICT AUTHORIZING A BUDGET
ADJUSTMENT IN AN AMOUNT OF \$10,000 TO 40-330 AND \$10,000 TO 50-330.**

WHEREAS, The San Miguel Community Services District operates the water and wastewater systems within the community; and

WHEREAS, the District is required by law and regulation to utilize state licensed water and wastewater operators to perform the operation and maintenance of the water and wastewater systems; and

WHEREAS, the District has experienced the loss of several of its licensed operators, has experienced difficulty in attracting qualified operators and thus needs to utilize outside contract operators in the interim to ensure the systems are maintained in accordance with laws and regulations governing the District systems.

NOW THEREFORE, BE IT RESOLVED, the San Miguel Community Services District Board of Directors (“Board”) does hereby resolve, determine, and order as follows:

The Board authorizes a FY 2023-24 Budget adjustment as follows:

1. Increase to Fund 40 -Expense Object 330 in the amount of \$10,000
2. Increase to Fund 50 -Expense Object 330 in the amount of \$10,000

On the motion of Director _____, seconded by Director _____ and on the following roll call vote, to wit:

AYES:
NOES:
ABSENT:
ABSTAINING:

the foregoing Resolution is hereby passed and adopted on this 25th day of April 2024.

Kelly Dodds, General Manager

Rod Smiley, President Board of Directors

ATTEST:

APPROVED AS TO FORM:

Tamara Parent, Board Clerk

Douglas L. White, District General Counsel

**San Miguel Community Services District Board Of Director & Groundwater
Sustainability Agency
Staff Report**

April 25, 2024

AGENDA ITEM: 10.5

SUBJECT: Review and approve RESOLUTION 2024-17 authorizing the General Manager to negotiate and enter into amendment #1 with Water Systems Consulting (WSC) for the Machado WWTF NOI project.

SUGGESTED ACTION: Review and approve Resolution 2024-17 authorizing the General Manager to negotiate and enter into amendment #1 with WSC for additional work under the existing contract for the Machado Wastewater Treatment Facility Notice of Intent (NOI) project in an amount of \$20,078.

DISCUSSION:

January 27, 2022 the Board approved Resolution 2022-04 authorizing the General Manager to contract with Water System Consulting (WSC) in an amount up to \$50,000 for the engineering and technical support to prepare, submit and negotiate terms in relation to the required Notice of Intent (NOI) to Discharge. WSC was ultimately granted a contract in the amount of \$48,295.

A term of the permit approval was to develop a Groundwater Monitoring Workplan. Development of the Workplan will consist of collecting and reviewing existing hydraulic and groundwater data, development of a hydrogeologic model, and development of a Groundwater Monitoring Workplan in compliance with the requirements of the current operating permit for the WWTF.

The completed workplan will be used in the development, permitting and installation of new/ additional groundwater monitoring wells and equipment to facilitate additional permitting requirements.

The additional work will utilize the remaining funds from the initial contract (Resolution 2022-04) in an amount of \$27,176 and an additional \$20,078.

The total project cost with amendment #1 is not to exceed \$68,373.

FISCAL IMPACT:

Approval will result in an additional expense of \$18,373 from Wastewater Fund.

PREPARED BY: Kelly Dodds

RESOLUTION NO. 2024-17

**A RESOLUTION OF THE BOARD OF DIRECTORS OF THE
SAN MIGUEL COMMUNITY SERVICES DISTRICT AUTHORIZING THE GENERAL
MANAGER TO NEGOTIATE AND ENTER INTO CONTRACT AMENDMENT #1 AND
BUDGET ADJUSTMENT FOR ADDITIONAL WORK TO THE EXISTING CONTRACT WITH
WATER SYSTEMS CONSULTING APPROVED UNDER RESOLUTION 2022-04.**

WHEREAS, The San Miguel Community Services District operates the Machado Wastewater Treatment Facility; and

WHEREAS, the District contracted with Water Systems Consultants (WSC) for engineering and technical support in completing and submitting a Notice of Intent (NOI) for the Machado WWTF, and under the approved NOI an additional Groundwater Monitoring Workplan is required; and

WHEREAS, WSC has proposed to perform the necessary engineering and technical support to prepare and submit the Groundwater Monitoring Workplan in compliance with the permit issued for the Machado WWTF.

NOW THEREFORE, BE IT RESOLVED, the San Miguel Community Services District Board of Directors (“Board”) does hereby resolve, determine, and order as follows:

1. The Board authorizes the General Manager to negotiate and enter into contract amendment #1, in a form approved by District General Counsel, for the preparation of the Groundwater Monitoring Workplan; and
2. Authorizes an increase to Fund 40 -Expense Object 705 in the amount of \$20,078

On the motion of Director _____, seconded by Director _____ and on the following roll call vote, to wit:

AYES:
NOES:
ABSENT:
ABSTAINING:

the foregoing Resolution is hereby passed and adopted on this 25TH day of April 2024.

Kelly Dodds, General Manager

Rod Smiley, President Board of Directors

ATTEST:

APPROVED AS TO FORM:

Tamara Parent, Board Clerk

Douglas L. White, District General Counsel

**San Miguel Community Services District Board Of Director & Groundwater
Sustainability Agency
Staff Report**

April 25, 2024

AGENDA ITEM: 10.6

SUBJECT: Notification to the Board, per Board Handbook section Chapter 4 Section A(4), of a Board member who has not completed the required AB 1234 Ethics and AB1661 Sexual Harassment training.

SUGGESTED ACTION: Discuss potential action regarding a Board member who has not completed the required AB 1234 Ethics and AB1661 Sexual Harassment training and provide direction to the General Manager.

DISCUSSION:

Notification is being provided to the Board per Board Handbook Chapter 4 Section A(4) of a Board Member who has not completed the required Ethics and Sexual Harassment Training.

Board members are required to complete the required training within sixty days of assuming a seat on the board, and every two years thereafter.

AB 1234 Training

California State law requires any compensated member of a legislative body to receive two (2) hours of ethics training in general ethics principles and ethics law within twelve (12) months of their first date of service and then every two (2) years thereafter. Gov Code 53235.1 (b)

AB 1661 Training

California State law requires local agency officials to receive two (2) hours of sexual harassment prevention training and education within the first six (6) months of taking office and every two (2) years thereafter. Gov Code 53237.1

Per Chapter 4 Section A(4) of the Board Handbook, Board members who fail to complete the required training within sixty (60) days will have compensation withheld until the training is completed.

Director Baker assumed a seat on the Board 6-29-2023 and has not completed the required training as of the date of this report.

At this time it is requested that the Board provide direction to the General Manager on whether or not to withhold compensation from Director Baker (per the Board Handbook), or take other action.

FISCAL IMPACT:

Cost depends on direction provided by the Board.

PREPARED BY: Kelly Dodds

**San Miguel Community Services District Board Of Director & Groundwater
Sustainability Agency
Staff Report**

April 25, 2024

AGENDA ITEM: 11.1

SUBJECT: Paso Basin Cooperative Committee (PBCC) FY 24-25 draft budget (Approve by 3/5 vote)

SUGGESTED ACTION: Review and approve the Draft FY 24-25 PBCC budget by 3/5 vote.

DISCUSSION:

On March 27, 2023, the Paso Basin Cooperative Committee (PBCC) passed a motion to recommend individual Paso Basin Groundwater Sustainability Agencies (GSAs) approve the Fiscal Year (FY) 2024-2025 PBCC budget.

The draft FY 2024-2024 budget, totaling \$600,000, is provided as an attachment for consideration of approval and GSA cost share percentages and amounts are also included in the attachment.

The District is obligated to pay 3% of operational cost of the PBCC. Based on the proposed budget the FY 24-25 cost share for the San Miguel GSA is \$18,000. Costs projected are shown in the attached draft budget but mainly relate to SGMA required reporting and programs.

The proposed \$18,000 cost share has been budgeted in the Water Fund Draft Budget.

Background

The PBCC was formed on September 20, 2017, and formalized by the execution of the “Memorandum of Agreement Regarding Preparation of a Groundwater Sustainability Plan for the Paso Robles Groundwater Basin” (MOA) and subsequent Amendment No. 1 to the MOA on March 13, 2020.

Section 5.3 of the MOA requires the development of fiscal year budget and member contribution percentages by the PBCC for the relevant fiscal year.

On February 7, 2024, GSA staff provided an overview of the draft FY 2024-2025 Budget and the PBCC adopted the following budget development schedule:

- 2/7/2024 PBCC regular meeting - review Draft FY 24-25 budget
 - 3/27/2024 PBCC regular meeting - recommend GSAs adopt FY 24-25 Budget
 - 3/28/2024 to 6/30/2024 Individual GSAs adopt the FY 24-25 Budget
 - 5/22/2024 PBCC regular meeting
 - 7/1/2024 start of FY 24-25 and adopted budget cycle.
 - 7/24/2024 PBCC regular meeting
-

FISCAL IMPACT:

The Draft Budget proposes a cost share of \$18,000 for FY 24-25. This has been budgeted in the DRAFT Water Fund FY 24-25 Budget, no additional allocations are requested at this time.

Actual share of cost will be based on actual cost of service for individual line items and will be billing progressively.

PREPARED BY: Kelly Dodds

PASO BASIN COORDINATION COMMITTEE

Draft FY 2024-2025 Expenses Budget

Budget Components	FY 23-24	FY 24-25	FY 25-26	FY 26-27	
Grant Funded Cost Components					
Grant Funded					
1 ET Ag Water Usage Program		\$ 120,000			
2 Cost of Service Rate Study		\$ 150,000			
3 Address High Priority GSP Data Gaps (Expanded Monitoring Network)		\$ 1,400,000			
4 MILR Program Framework		\$ 380,000			
5 Well Verification/Registration Program		\$ 100,000			
6 Drinking Well Impact Mitigation Program Development		\$ 200,000			
7 Blended Irrigation Water Supply Program		\$ 300,000			
8 SWP Feasibility Project		\$ 200,000			
9 City of Paso Robles Recycled Water Distribution System - Salinas River Segment	\$ 3,500,000				
10 San Miguel CSD Recycled Water Supply Project		\$ 1,000,000			
Grant Funded Total	\$ 3,500,000	\$ 3,850,000			
PBCC Funded Cost Components					
SGMA-Required					
11 Annual Report WY 2024	\$ 95,000	\$ 100,000	\$ 110,000	\$ 121,000	
12 GSP Fifth Year Evaluation		\$ 300,000			
13 ET Ag Water Usage Program			\$ 120,000	\$ 120,000	
14 Ongoing Basin Monitoring Operations & Maintenance		\$ 75,000	\$ 82,500	\$ 90,750	
GSP Initiatives					
15 Outreach Program (Continued efforts including new website)		\$ 75,000	\$ 82,500	\$ 90,750	
Administrative					
16 Develop Governance Structure (e.g. JPA, etc.)		\$ 50,000		\$ -	
17 Executive Director and Support Staff			\$ 180,000	\$ 200,000	
18 Legal Counsel			\$ 82,500	\$ 90,750	
19 PBCC Administrative Costs (Insurance, Audit, Accounting, etc.)			\$ 82,500	\$ 90,750	
20 Grant Development (2 grants)			\$ 82,500	\$ 90,750	
21 Technical Consultant(s) (as necessary)			\$ 110,000	\$ 121,000	
TOTAL	\$ 95,000	\$ 600,000	\$ 932,500	\$ 1,015,750	
GSA Cost Share					
a	County of San Luis Obispo GSA	\$ 30,685	\$ 193,800	\$ 301,198	\$ 328,087
b	Estrella-El Pomar-Creston Water District GSA	\$ 27,835	\$ 175,800	\$ 273,223	\$ 297,615
c	Shandon San Juan Water District GSA	\$ 19,190	\$ 121,200	\$ 188,365	\$ 205,182
d	City of Paso Robles GSA	\$ 14,440	\$ 91,200	\$ 141,740	\$ 154,394
e	San Miguel Community Services District GSA	\$ 2,850	\$ 18,000	\$ 27,975	\$ 30,473